October 2019 Monthly Financial Summary

83.29% of Fiscal Year Completed

	General Fund Departments	Total YTD Revenue $	Revenue YTD %	Total YTD Expense $	Expense YTD %	Net	NOTES
	Dept. 00 Non-Departmental	$2,939,405.25	77.48%	$ 268,592.60	79.36%		
	Dept. 10 Mayor			$ 246,927.73	69.48%		
	Dept. 11 Finance			$ 169,707.43	63.84%		
	Dept. 12 Police			$ 962,218.46	75.05%		
	Dept. 13 Municipal Court			$ 105,322.94	72.83%		
	Dept. 14 Fire/EMS			$ 954,163.89	76.68%		
	Dept. 15 Building			$ 50,853.96	41.06%		
	Dept. 16 City Clerk			$ 27,306.85	78.37%		
GENERAL FUND		$2,939,405.25	77.48%	$ 2,785,093.86	73.50%	$154,311.39	General Fund running $154,311.39 net for this period. Revenues are catching up - running 5.81% under projected YTD. Expenses continue to be well contained running 10% under YTD projected and 4% under the revenue for the same period. .
FUND 10 STREETS		$540,104.65	62.85%	$437,805.81	53.36%	$102,298.84	
FUND 11 LOPFI		$250,684.55	80.04%	$255,044.59	86.31%	-$4,360.04	
FUND 12 GENERAL FUND CAPITAL		$21,450.27	7.79%	$183,465.64	66.65%	-$162,015.37	
FUND 40 DEBT SERVICE		$1,169,395.95	83.17%	$1,174,800.42	90.26%	-$5,404.47	
FUND 62 ADMIN of JUSTICE		$59,156.77	100%	$59,022.50	100%	$134.27	
FUND 65 COURT AUTOMATION		$11,437.78	74.51%	$14,476.39	94.31%	-$3,038.61	
FUND 70 FIREMEN'S PENSION		$41,369.55	37.63%	$89,509.24	81.52%	-$48,139.69	
	FUND 80 Dept. 21 Water	$829,028.08	77.28%	$454,441.75	70.60%		
	Water I&I Restricted	*$93,851.35*	*61.74%*				*The Water I&I restricted funds have been broken out of the operations money to provide a clearer financial view of Water Department.*
	Adjusted Water Actual	*$735,176.73*				$280,734.98	*With Water I&I taken out, the Water Department is operating at a $280,734.98 net YTD through October 2019.*
	FUND 80 Dept. 22 Sewer	$721,746.18	77.82%	$638,878.66	77.18%		
	Sewer I&I Restricted	*$93,850.44*	*61.74%*				*The Sewer I&I restricted funds have been broken out of the operations money to provide a clearer financial view of Sewer Department.*
	Adjusted Sewer Actual	*$627,895.74*				-$10,982.92	*With Sewer I&I taken out, the Sewer Department is operating at an $10,982.92 net loss YTD through October 2019.*
FUND 80		$1,550,774.26	77.53%	$1,093,320.41	74.30%	$457,453.85	With all expenses and revenues (I&I) included, Fund 80 is operating at a $457,453.85 net YTD through October 2019.
FUND 85 TRANSIT		$912,673.59	64.01%	$805,033.34	60.76%	$107,640.25	
ALL FUNDS		$7,496,452.62	73.50%	$6,897,572.20	73.35%	$598,880.42	All Funds operating at $598,880.42 net YTD through October 2019. Revenues exceeding expenses by 0.15%.

October 2019 Monthly Financial Summary

LONG TERM LIABILITIES	Total 2019 Payments	Expressed/Housed	Originated	Original Amount	Pay Off	Current Principal Balance	Current Interest Balance
Sales and Use Tax Bond 2012	$298,412.50	Principal & Interest in Fund 40 Debt Service	10/11/2012	$3,375,000	12/1/2027	$2,085,000.00	$315,407.50
WS 2008 Revenue Bond	$129,060.00	Interest in Fund 80, Principal in Bank Balance	12/1/2008	$1,635,000	12/1/2027	$930,000.00	$205,380.00
WS 2010 Revenue Refunding Bond	$228,330.00	Principal in Bank Balance Sheet	12/1/2010	$1,850,000	12/1/2020	$430,000.00	$20,210.00
Fire Equipment Loan	$22,664.64	Principal & Interest in Fund 12 General Fund Capital	9/9/2016	$106,600	9/09/2021	$42,398.78	interest is included in the principal balance
Tram Loan (Transit funded)	$35,051.88	Principal and Interest in Fund 85 Transit	12/21/2015	$162,830	12/21/2020	$40,153.47	interest is included in the principal balance
Total 2019	$713,519.02					$3,527,552.25	

REVENUE AND EXPENDITURE REPORT
PERIOD ENDING 10/31/2019
% Fiscal Year Completed: 83.29

*NOTE: Available Balance / Pct Budget Used does not reflect amounts encumbered.

GL NUMBER	DESCRIPTION	2019 AMENDED BUDGET	YTD BALANCE 10/31/2018 NORM (ABNORM)	ACTIVITY FOR MONTH 10/31/19 INCR (DECR)	YTD BALANCE 10/31/2019 NORM (ABNORM)	% BDGT USED	AVAILABLE BALANCE NORM (ABNORM)
Fund 01 - GENERAL							
Revenues							
Dept 00 - NON-DEPARTMENTAL							
01-00-4001	INTERGOV REVENUE-STATE	33,000.00	28,329.60	2,253.22	28,266.04	85.65	4,733.96
01-00-4003	INTERGOV REVENUE-ACT 833	15,000.00	0.00	0.00	13,155.68	87.70	1,844.32
01-00-4010	PROPERTY TAXES	235,000.00	127,610.21	21,316.07	131,117.14	55.79	103,882.86
01-00-4022	FRANCHISE FEES-COMMERCIAL SOLID WASTE	39,000.00	31,700.90	3,552.68	35,478.71	90.97	3,521.29
01-00-4023	FRANCHISE FEES-RESIDENTIAL SOLID WASTE	12,000.00	10,174.55	1,065.87	10,218.56	85.15	1,781.44
01-00-4031	SALES TAX-OPERATING	735,000.00	578,118.56	73,527.54	597,458.38	81.29	137,541.62
01-00-4040	BEGINNING FUND BALANCE	52,000.00	0.00	0.00	0.00	0.00	52,000.00
01-00-4041	FINES-MUNICIPAL	72,000.00	63,856.90	844.98	59,913.60	83.21	12,086.40
01-00-4042	FINES-PARKING	20,000.00	15,221.46	680.00	5,490.00	27.45	14,510.00
01-00-4043	COURT COST-CLERK RETIREMENT	1,030.00	857.30	85.73	857.30	83.23	172.70
01-00-4051	MISC. INTEREST-OPERATING	20,000.00	16,745.49	2,518.75	25,573.21	127.87	(5,573.21)
01-00-4053	INTEREST-CD	6,500.00	5,306.55	227.67	7,525.23	115.77	(1,025.23)
01-00-4061	PERMITS-BUILDING	29,000.00	26,269.72	1,645.59	21,780.90	75.11	7,219.10
01-00-4062	PERMITS-CUP	500.00	600.00	0.00	300.00	60.00	200.00
01-00-4063	PERMITS-YARD SALES	300.00	215.25	63.00	178.50	59.50	121.50
01-00-4064	PERMIT-AMPLIFIED NOISE	600.00	625.00	25.00	800.00	133.33	(200.00)
01-00-4066	ENTERTAINMENT DISTRICT PERMITS	0.00	0.00	0.00	200.00	100.00	(200.00)
01-00-4071	TAXES-BEVERAGE	172,000.00	136,203.05	18,838.23	153,170.18	89.05	18,829.82
01-00-4075	MOPED FRANCHISE TAX	150.00	133.30	0.00	97.25	64.83	52.75
01-00-4081	LICENSE-OCCUPATION	65,000.00	29,277.49	168.75	28,637.25	44.06	36,362.75
01-00-4082	LICENSE-BEVERAGE	17,500.00	16,875.00	0.00	19,050.00	108.86	(1,550.00)
01-00-4083	LICENSE-ANIMAL	200.00	140.00	0.00	180.00	90.00	20.00
01-00-4084	LICENSE-GREASE TRAP INSPECTIONS	2,500.00	2,525.00	0.00	1,875.00	75.00	625.00
01-00-4100	AMBULANCE SERVICES	415,000.00	321,245.34	37,235.28	341,739.59	82.35	73,260.41
01-00-4101	AMBULANCE REVENUE ADJUSTMENTS	0.00	(81.75)	0.00	0.00	0.00	0.00
01-00-4110	PARKING REVENUE-GENERAL	4,000.00	11,643.40	144.00	6,379.00	159.48	(2,379.00)
01-00-4111	PARKING REVENUE	44,000.00	59,596.25	3,275.75	31,186.86	70.88	12,813.14
01-00-4112	PARKING REVENUE-LOT 2	0.00	28,035.40	0.00	0.00	0.00	0.00
01-00-4113	PARKING REVENUE-METERS	127,000.00	65,551.14	12,979.82	126,225.60	99.39	774.40
01-00-4115	TRANSFERS IN	1,000,000.00	834,899.98	293,034.97	873,177.92	87.32	126,822.08
01-00-4118	TRANSFER IN LOPFI	80,000.00	68,243.81	17,846.02	72,511.44	90.64	7,488.56
01-00-4121	REIMBURSEMENT-COUNTY	75,000.00	48,428.22	0.00	47,805.47	63.74	27,194.53
01-00-4122	REIMBURSEMENT-WCCAD	260,000.00	124,323.97	0.00	128,655.03	49.48	131,344.97
01-00-4123	REIMBURSEMENT-RESOURCE OFFICER	60,000.00	0.00	0.00	38,178.48	63.63	21,821.52
01-00-4124	REIMBURSEMENT-COUNTY RECYCLING	1.00	0.00	0.00	0.00	0.00	1.00
01-00-4131	RECYCLING-SALE OF BAGS	35,000.00	28,077.00	2,768.00	28,351.00	81.00	6,649.00
01-00-4132	RECYCLING-COMMERCIAL GLASS	4,200.00	3,688.52	488.58	4,010.24	95.48	189.76
01-00-4504	GRANT FUNDS-STATE ISSUED	13,500.00	9,250.56	0.00	15,501.00	114.82	(2,001.00)
01-00-4506	FEDERAL GRANT	8,000.00	15,972.04	1,906.61	5,763.32	72.04	2,236.68
01-00-4888	REFUNDS	0.00	(1,099.05)	0.00	(2,273.78)	100.00	2,273.78
01-00-4910	INSURANCE PROCEEDS	51,755.00	10,023.05	0.00	51,754.79	100.00	0.21
01-00-4989	SIDEWALK REPAIR REVENUE	25,000.00	0.00	0.00	0.00	0.00	25,000.00
01-00-4990	REHAB REVENUE	30,000.00	0.00	0.00	0.00	0.00	30,000.00
01-00-4991	MISCELLANEOUS REVENUE-OPERATING	30,000.00	16,425.68	7,909.45	25,224.46	84.08	4,775.54
01-00-4995	DRUG FUND REVENUE	3,000.00	3,240.00	1,000.00	3,816.90	127.23	(816.90)
01-00-4999	COURT RESTITUTION	0.00	0.00	0.00	75.00	100.00	(75.00)
Total Dept 00 - NON-DEPARTMENTAL		3,793,736.00	2,738,248.89	505,401.56	2,939,405.25	77.48	854,330.75
TOTAL REVENUES		3,793,736.00	2,738,248.89	505,401.56	2,939,405.25	77.48	854,330.75

REVENUE AND EXPENDITURE REPORT
PERIOD ENDING 10/31/2019
% Fiscal Year Completed: 83.29

*NOTE: Available Balance / Pct Budget Used does not reflect amounts encumbered.

GL NUMBER	DESCRIPTION	2019 AMENDED BUDGET	YTD BALANCE 10/31/2018 NORM (ABNORM)	ACTIVITY FOR MONTH 10/31/19 INCR (DECR)	YTD BALANCE 10/31/2019 NORM (ABNORM)	% BDGT USED	AVAILABLE BALANCE NORM (ABNORM)
Fund 01 - GENERAL							
Expenditures							
Dept 00 - NON-DEPARTMENTAL							
01-00-5600	MISCELLANEOUS EXPENSE	92,750.00	1,347.99	1,317.13	94,052.16	101.40	(1,302.16)
01-00-5708	ECONOMIC DEVELOPMENT	10,000.00	0.00	0.00	0.00	0.00	10,000.00
01-00-5710	PLANNING COMMISSION	1,700.00	915.67	0.00	800.00	47.06	900.00
01-00-5711	HDC COMMISSION	2,600.00	8,998.62	0.00	7,142.78	274.72	(4,542.78)
01-00-5714	TRANSFERS OUT - CAPC	11,000.00	0.00	0.00	0.00	0.00	11,000.00
01-00-5715	TRANSFERS OUT - CEMETERY COMMISSION	7,100.00	0.00	0.00	7,100.00	100.00	0.00
01-00-5722	AUDITORIUM UTILITIES	40,000.00	28,484.24	2,012.59	28,137.19	70.34	11,862.81
01-00-5724	AUDITORIUM EXPENSE	27,000.00	11,140.56	668.88	27,248.97	100.92	(248.97)
01-00-5727	AUDITORIUM INSURANCE	5,445.00	0.00	0.00	0.00	0.00	5,445.00
01-00-5728	CEMETERY WAGES	35,032.00	27,358.88	2,565.76	28,248.81	80.64	6,783.19
01-00-5729	CEMETERY EXPENSES	0.00	7,100.00	0.00	0.00	0.00	0.00
01-00-5740	CCSW-RECYCLING SUBSIDY	15,000.00	15,000.00	0.00	15,000.00	100.00	0.00
01-00-5741	RECYCLING SUPPLIES-YELLOW BAGS	14,000.00	8,579.92	0.00	14,028.28	100.20	(28.28)
01-00-5743	PARKING LOT LEASE	23,004.00	19,170.00	1,917.00	19,170.00	83.33	3,834.00
01-00-5751	CONSTRUCTION TAX FEE	800.00	800.28	14.63	589.58	73.70	210.42
01-00-5752	AMBULANCE FEES AND REFUNDS	0.00	322.09	0.00	0.00	0.00	0.00
01-00-5753	SALES TAX EXPENSE-PARKING	20,000.00	12,562.00	1,572.00	13,588.00	67.94	6,412.00
01-00-5755	MISC GRANT EXPENSES	25,000.00	8,182.00	0.00	8,548.47	34.19	16,451.53
01-00-5758	FEDERAL GRANT EXPENSE	8,000.00	14,357.12	849.91	4,938.36	61.73	3,061.64
Total Dept 00 - NON-DEPARTMENTAL		338,431.00	164,319.37	10,917.90	268,592.60	79.36	69,838.40

*NOTE: Available Balance / Pct Budget Used does not reflect amounts encumbered.

GL NUMBER	DESCRIPTION	2019 AMENDED BUDGET	YTD BALANCE 10/31/2018 NORM (ABNORM)	ACTIVITY FOR MONTH 10/31/19 INCR (DECR)	YTD BALANCE 10/31/2019 NORM (ABNORM)	% BDGT USED	AVAILABLE BALANCE NORM (ABNORM)
Fund 01 - GENERAL							
Expenditures							
Dept 10 - MAYOR'S OFFICE							
01-10-5000	SALARIES & WAGES	198,688.00	159,998.77	13,270.91	140,882.57	70.91	57,805.43
01-10-5010	RETIREMENT CONTRIBUTION	6,003.00	4,705.70	530.43	5,136.57	85.57	866.43
01-10-5015	RETIREMENT DISTRIBUTION	0.00	11,437.56	0.00	0.00	0.00	0.00
01-10-5020	EMPLOYEE HEALTH INSURANCE & PROTECTION	22,767.00	17,781.71	1,866.99	18,473.91	81.14	4,293.09
01-10-5030	PAYROLL TAXES	15,740.00	13,460.82	1,010.40	11,489.00	72.99	4,251.00
01-10-5040	WORKERS' COMPENSATION INSURANCE	2,326.00	2,094.00	0.00	2,326.34	100.01	(0.34)
01-10-5301	SUPPLIES-OFFICE & OPERATING	5,500.00	3,791.64	594.51	3,612.11	65.67	1,887.89
01-10-5302	SUPPLIES-UNIFORMS	150.00	112.32	14.16	126.84	84.56	23.16
01-10-5310	POSTAGE	1,000.00	605.19	0.00	525.85	52.59	474.15
01-10-5500	LEGAL NOTICES	1,350.00	736.50	126.20	1,172.49	86.85	177.51
01-10-5511	MAINTENANCE-BUILDING	1,000.00	1,167.53	47.90	636.21	63.62	363.79
01-10-5512	MAINTENANCE-EQUIPMENT	1,500.00	234.65	0.00	224.42	14.96	1,275.58
01-10-5530	TRAVEL/EDUCATION/DUES	6,000.00	3,446.31	375.93	3,046.50	50.78	2,953.50
01-10-5541	INSURANCE-PROPERTY	676.00	0.00	0.00	0.00	0.00	676.00
01-10-5543	INSURANCE-AD&D OFFICIALS & DEPT HEADS	1,240.00	1,320.00	0.00	1,240.00	100.00	0.00
01-10-5550	TELEPHONE	3,000.00	2,453.46	417.49	3,437.77	114.59	(437.77)
01-10-5560	UTILITIES	4,250.00	3,315.84	301.10	3,438.32	80.90	811.68
01-10-5571	PROFESSIONAL SERVICES-LEGAL	45,332.00	26,457.26	1,905.25	22,511.16	49.66	22,820.84
01-10-5572	PROFESSIONAL SERVICES-OTHER	18,800.00	14,202.33	2,410.35	11,093.91	59.01	7,706.09
01-10-5580	BUILDING RENT	19,800.00	16,496.00	1,649.60	16,496.00	83.31	3,304.00
01-10-5600	MISCELLANEOUS EXPENSE	250.00	562.12	0.00	1,057.76	423.10	(807.76)
Total Dept 10 - MAYOR'S OFFICE		355,372.00	284,379.71	24,521.22	246,927.73	69.48	108,444.27

REVENUE AND EXPENDITURE REPORT
PERIOD ENDING 10/31/2019
% Fiscal Year Completed: 83.29

*NOTE: Available Balance / Pct Budget Used does not reflect amounts encumbered.

GL NUMBER	DESCRIPTION	2019 AMENDED BUDGET	YTD BALANCE 10/31/2018 NORM (ABNORM)	ACTIVITY FOR MONTH 10/31/19 INCR (DECR)	YTD BALANCE 10/31/2019 NORM (ABNORM)	% BDGT USED	AVAILABLE BALANCE NORM (ABNORM)
Fund 01 - GENERAL							
Expenditures							
Dept 11 - FINANCE DEPT							
01-11-5000	SALARIES & WAGES	176,535.00	114,341.35	11,074.40	114,170.64	64.67	62,364.36
01-11-5010	RETIREMENT CONTRIBUTION	2,500.00	2,045.92	166.24	1,896.23	75.85	603.77
01-11-5020	EMPLOYEE HEALTH INSURANCE & PROTECTION	17,600.00	9,832.39	1,035.68	9,102.99	51.72	8,497.01
01-11-5030	PAYROLL TAXES	14,100.00	9,004.78	799.60	8,922.08	63.28	5,177.92
01-11-5040	WORKERS' COMPENSATION INSURANCE	202.00	268.00	0.00	202.00	100.00	0.00
01-11-5301	SUPPLIES-OFFICE & OPERATING	10,000.00	3,701.65	285.74	3,734.17	37.34	6,265.83
01-11-5310	POSTAGE	800.00	691.70	0.00	735.01	91.88	64.99
01-11-5530	TRAVEL/EDUCATION/DUES	2,000.00	1,130.88	0.00	1,057.55	52.88	942.45
01-11-5572	PROFESSIONAL SERVICES-OTHER	42,000.00	6,821.49	1,980.79	29,886.76	71.16	12,113.24
01-11-5600	MISCELLANEOUS EXPENSE	100.00	0.00	0.00	0.00	0.00	100.00
Total Dept 11 - FINANCE DEPT		265,837.00	147,838.16	15,342.45	169,707.43	63.84	96,129.57

*NOTE: Available Balance / Pct Budget Used does not reflect amounts encumbered.

GL NUMBER	DESCRIPTION	2019 AMENDED BUDGET	YTD BALANCE 10/31/2018 NORM (ABNORM)	ACTIVITY FOR MONTH 10/31/19 INCR (DECR)	YTD BALANCE 10/31/2019 NORM (ABNORM)	% BDGT USED	AVAILABLE BALANCE NORM (ABNORM)
Fund 01 - GENERAL							
Expenditures							
Dept 12 - POLICE DEPT							
01-12-5000	SALARIES & WAGES	771,870.00	538,169.71	51,852.03	570,171.82	73.87	201,698.18
01-12-5005	SALARIES/WAGES-OVERTIME	26,468.00	19,117.45	2,860.55	20,875.69	78.87	5,592.31
01-12-5010	RETIREMENT CONTRIBUTION	20,221.00	0.00	117.43	1,374.68	6.80	18,846.32
01-12-5015	LOPFI RETIREMENT DISTRIBUTION	144,517.00	93,048.53	9,052.54	103,513.45	71.63	41,003.55
01-12-5020	EMPLOYEE HEALTH INSURANCE & PROTECTION	96,000.00	52,005.79	6,202.04	65,310.47	68.03	30,689.53
01-12-5030	PAYROLL TAXES	75,405.00	48,714.55	4,167.91	48,327.55	64.09	27,077.45
01-12-5040	WORKERS' COMPENSATION INSURANCE	14,177.00	15,538.00	0.00	14,177.06	100.00	(0.06)
01-12-5301	SUPPLIES-OFFICE & OPERATING	21,100.00	5,701.80	570.63	17,131.65	81.19	3,968.35
01-12-5302	SUPPLIES-UNIFORMS	6,000.00	3,265.16	447.35	5,438.30	90.64	561.70
01-12-5310	POSTAGE	0.00	0.00	(328.11)	0.00	0.00	0.00
01-12-5505	ANIMAL CONTROL	17,560.00	12,420.00	0.00	14,500.00	82.57	3,060.00
01-12-5511	MAINTENANCE-BUILDING	2,500.00	916.10	17.88	1,522.75	60.91	977.25
01-12-5512	MAINTENANCE-EQUIPMENT	3,000.00	1,464.15	0.00	1,474.67	49.16	1,525.33
01-12-5513	MAINTENANCE/OPERATION-VEHICLE	38,000.00	34,057.15	3,908.18	39,637.89	104.31	(1,637.89)
01-12-5530	TRAVEL/EDUCATION/DUES	3,700.00	4,383.37	1,137.82	3,403.13	91.98	296.87
01-12-5541	INSURANCE-PROPERTY	3,816.00	0.00	0.00	0.00	0.00	3,816.00
01-12-5550	TELEPHONE	8,400.00	7,963.06	962.98	9,480.63	112.86	(1,080.63)
01-12-5560	UTILITIES	11,600.00	7,725.18	1,492.02	10,326.92	89.03	1,273.08
01-12-5572	PROFESSIONAL SERVICES-OTHER	17,700.00	14,815.13	794.23	14,529.76	82.09	3,170.24
01-12-5691	DRUG FUND EXPENSE	0.00	22,473.76	0.00	21,022.04	100.00	(21,022.04)
Total Dept 12 - POLICE DEPT		1,282,034.00	881,778.89	83,255.48	962,218.46	75.05	319,815.54

*NOTE: Available Balance / Pct Budget Used does not reflect amounts encumbered.

GL NUMBER	DESCRIPTION	2019 AMENDED BUDGET	YTD BALANCE 10/31/2018 NORM (ABNORM)	ACTIVITY FOR MONTH 10/31/19 INCR (DECR)	YTD BALANCE 10/31/2019 NORM (ABNORM)	% BDGT USED	AVAILABLE BALANCE NORM (ABNORM)
Fund 01 - GENERAL							
Expenditures							
Dept 13 - MUNICIPAL COURT							
01-13-5000	SALARIES & WAGES	68,343.00	52,519.11	7,779.23	56,854.13	83.19	11,488.87
01-13-5015	APERS RETIREMENT DISTRIBUTION	8,427.00	4,823.95	883.18	5,517.89	65.48	2,909.11
01-13-5016	DISTRICT COURT JUDGE EXPENSE	8,379.00	6,982.10	698.21	6,982.10	83.33	1,396.90
01-13-5020	EMPLOYEE HEALTH INSURANCE & PROTECTION	10,000.00	7,850.72	826.14	8,259.72	82.60	1,740.28
01-13-5030	PAYROLL TAXES	5,608.00	4,612.56	641.25	4,757.69	84.84	850.31
01-13-5040	WORKERS' COMPENSATION INSURANCE	114.00	113.00	0.00	114.00	100.00	0.00
01-13-5301	SUPPLIES-OFFICE & OPERATING	1,000.00	719.63	35.81	575.12	57.51	424.88
01-13-5310	POSTAGE	400.00	324.00	55.00	275.00	68.75	125.00
01-13-5530	TRAVEL/EDUCATION/DUES	850.00	360.92	0.00	97.85	11.51	752.15
01-13-5550	TELEPHONE	1,000.00	630.15	128.40	735.09	73.51	264.91
01-13-5571	PROFESSIONAL SERVICES-LEGAL	40,000.00	21,997.50	1,755.00	20,805.00	52.01	19,195.00
01-13-5572	PROFESSIONAL SERVICES-OTHER	500.00	34.01	0.00	349.35	69.87	150.65
Total Dept 13 - MUNICIPAL COURT		144,621.00	100,967.65	12,802.22	105,322.94	72.83	39,298.06

*NOTE: Available Balance / Pct Budget Used does not reflect amounts encumbered.

GL NUMBER	DESCRIPTION	2019 AMENDED BUDGET	YTD BALANCE 10/31/2018 NORM (ABNORM)	ACTIVITY FOR MONTH 10/31/19 INCR (DECR)	YTD BALANCE 10/31/2019 NORM (ABNORM)	% BDGT USED	AVAILABLE BALANCE NORM (ABNORM)
Fund 01 - GENERAL							
Expenditures							
Dept 14 - FIRE & EMS							
01-14-5000	SALARIES & WAGES	638,925.00	489,712.69	50,606.11	495,666.81	77.58	143,258.19
01-14-5002	SALARIES/WAGES-MEDICAL DIRECTOR	12,000.00	6,000.00	0.00	6,000.00	50.00	6,000.00
01-14-5005	SALARIES/WAGES-OVERTIME	110,051.00	88,060.25	7,021.00	92,330.20	83.90	17,720.80
01-14-5010	RETIREMENT CONTRIBUTION	0.00	13.96	1.39	12.69	100.00	(12.69)
01-14-5015	LOPFI RETIREMENT DISTRIBUTION	112,774.00	82,741.83	8,793.52	87,459.97	77.55	25,314.03
01-14-5020	EMPLOYEE HEALTH INSURANCE & PROTECTION	56,236.00	44,879.04	4,546.60	46,468.10	82.63	9,767.90
01-14-5030	PAYROLL TAXES	18,576.00	15,787.76	1,176.56	14,262.22	76.78	4,313.78
01-14-5040	WORKERS' COMPENSATION INSURANCE	37,059.00	27,141.00	0.00	37,059.18	100.00	(0.18)
01-14-5301	SUPPLIES-OFFICE & OPERATING	5,000.00	3,520.11	236.39	3,548.74	70.97	1,451.26
01-14-5302	SUPPLIES-UNIFORMS	7,000.00	2,165.02	130.41	4,162.16	59.46	2,837.84
01-14-5303	MEDICAL SUPPLIES	36,000.00	25,818.62	3,830.67	29,365.03	81.57	6,634.97
01-14-5305	EDUCATION-PUBLIC	7,500.00	3,544.93	0.00	3,495.05	46.60	4,004.95
01-14-5310	POSTAGE	650.00	119.50	0.00	220.00	33.85	430.00
01-14-5511	MAINTENANCE-BUILDING	8,500.00	5,909.57	0.00	1,686.06	19.84	6,813.94
01-14-5512	MAINTENANCE-EQUIPMENT	6,000.00	6,238.78	702.71	2,615.10	43.59	3,384.90
01-14-5513	MAINTENANCE/OPERATION-VEHICLE	42,000.00	26,608.65	9,169.23	24,147.46	57.49	17,852.54
01-14-5515	MAINTENANCE-FUEL & OIL	15,000.00	12,903.75	421.06	11,087.47	73.92	3,912.53
01-14-5520	CONFERENCE & TRAINING FEES	2,000.00	1,188.52	185.68	1,218.12	60.91	781.88
01-14-5530	TRAVEL/EDUCATION/DUES	18,000.00	10,283.15	515.81	16,436.44	91.31	1,563.56
01-14-5541	INSURANCE-PROPERTY	2,047.00	0.00	0.00	106.29	5.19	1,940.71
01-14-5542	INSURANCE-VEHICLE	17,087.00	0.00	63.89	63.89	0.37	17,023.11
01-14-5550	TELEPHONE	6,500.00	4,610.07	573.43	4,567.00	70.26	1,933.00
01-14-5560	UTILITIES	15,000.00	8,374.10	1,182.64	11,596.62	77.31	3,403.38
01-14-5572	PROFESSIONAL SERVICES-OTHER	45,000.00	34,804.83	14,802.73	39,371.81	87.49	5,628.19
01-14-5573	COLLECTIONS EXPENSE	0.00	1,766.04	0.00	2,383.12	100.00	(2,383.12)
01-14-5590	SMALL EQUIPMENT PURCHASE	20,000.00	10,892.03	1,955.81	18,668.00	93.34	1,332.00
01-14-5600	MISCELLANEOUS EXPENSE	5,500.00	437.49	166.36	166.36	3.02	5,333.64
Total Dept 14 - FIRE & EMS		1,244,405.00	913,541.69	106,082.00	954,163.89	76.68	290,241.11

REVENUE AND EXPENDITURE REPORT
PERIOD ENDING 10/31/2019
% Fiscal Year Completed: 83.29

*NOTE: Available Balance / Pct Budget Used does not reflect amounts encumbered.

GL NUMBER	DESCRIPTION	2019 AMENDED BUDGET	YTD BALANCE 10/31/2018 NORM (ABNORM)	ACTIVITY FOR MONTH 10/31/19 INCR (DECR)	YTD BALANCE 10/31/2019 NORM (ABNORM)	% BDGT USED	AVAILABLE BALANCE NORM (ABNORM)
Fund 01 - GENERAL							
Expenditures							
Dept 15 - BUILDING DEPT							
01-15-5000	SALARIES & WAGES	49,297.00	38,630.40	3,792.00	38,845.92	78.80	10,451.08
01-15-5010	RETIREMENT CONTRIBUTION	2,465.00	1,931.52	189.60	1,942.30	78.80	522.70
01-15-5020	EMPLOYEE HEALTH INSURANCE & PROTECTION	5,000.00	3,925.36	413.07	4,129.86	82.60	870.14
01-15-5030	PAYROLL TAXES	3,960.00	3,265.22	290.10	3,161.72	79.84	798.28
01-15-5040	WORKERS' COMPENSATION INSURANCE	1,079.00	1,279.00	0.00	0.00	0.00	1,079.00
01-15-5301	SUPPLIES-OFFICE & OPERATING	500.00	151.72	0.00	67.15	13.43	432.85
01-15-5310	POSTAGE	500.00	150.00	0.00	83.00	16.60	417.00
01-15-5513	MAINTENANCE/OPERATION-VEHICLE	4,000.00	2,794.36	137.64	1,418.14	35.45	2,581.86
01-15-5530	TRAVEL/EDUCATION/DUES	500.00	150.00	25.00	125.00	25.00	375.00
01-15-5541	INSURANCE-PROPERTY	216.00	0.00	0.00	167.87	77.72	48.13
01-15-5572	PROFESSIONAL SERVICES-OTHER	1,350.00	890.66	0.00	913.00	67.63	437.00
01-15-5573	REHAB EXPENSES	30,000.00	0.00	0.00	0.00	0.00	30,000.00
01-15-5574	SIDEWALK REPAIR/RENOVATION	25,000.00	0.00	0.00	0.00	0.00	25,000.00
Total Dept 15 - BUILDING DEPT		123,867.00	53,168.24	4,847.41	50,853.96	41.06	73,013.04

*NOTE: Available Balance / Pct Budget Used does not reflect amounts encumbered.

GL NUMBER	DESCRIPTION	2019 AMENDED BUDGET	YTD BALANCE 10/31/2018 NORM (ABNORM)	ACTIVITY FOR MONTH 10/31/19 INCR (DECR)	YTD BALANCE 10/31/2019 NORM (ABNORM)	% BDGT USED	AVAILABLE BALANCE NORM (ABNORM)
Fund 01 - GENERAL							
Expenditures							
Dept 16 - CITY CLERK							
01-16-5000	SALARIES & WAGES	30,500.00	0.00	2,346.16	24,634.68	80.77	5,865.32
01-16-5020	EMPLOYEE HEALTH INSURANCE & PROTECTION	23.00	0.00	1.94	19.12	83.13	3.88
01-16-5030	PAYROLL TAXES	2,333.00	0.00	179.48	1,884.55	80.78	448.45
01-16-5040	WORKERS' COMPENSATION INSURANCE	56.00	0.00	0.00	56.00	100.00	0.00
01-16-5500	LEGAL NOTICES	150.00	0.00	0.00	72.50	48.33	77.50
01-16-5520	MUNICIPAL CODE UPDATE	1,700.00	0.00	0.00	550.00	32.35	1,150.00
01-16-5543	INSURANCE-AD&D OFFICIALS & DEPT HEADS	80.00	0.00	0.00	80.00	100.00	0.00
01-16-5572	PROFESSIONAL SERVICES-OTHER	0.00	0.00	0.00	10.00	100.00	(10.00)
Total Dept 16 - CITY CLERK		34,842.00	0.00	2,527.58	27,306.85	78.37	7,535.15

*NOTE: Available Balance / Pct Budget Used does not reflect amounts encumbered.

GL NUMBER	DESCRIPTION	2019 AMENDED BUDGET	YTD BALANCE 10/31/2018 NORM (ABNORM)	ACTIVITY FOR MONTH 10/31/19 INCR (DECR)	YTD BALANCE 10/31/2019 NORM (ABNORM)	% BDGT USED	AVAILABLE BALANCE NORM (ABNORM)
Fund 01 - GENERAL							
Expenditures							
TOTAL EXPENDITURES		3,789,409.00	2,545,993.71	260,296.26	2,785,093.86	73.50	1,004,315.14
Fund 01 - GENERAL:							
TOTAL REVENUES		3,793,736.00	2,738,248.89	505,401.56	2,939,405.25	77.48	854,330.75
TOTAL EXPENDITURES		3,789,409.00	2,545,993.71	260,296.26	2,785,093.86	73.50	1,004,315.14
NET OF REVENUES & EXPENDITURES		4,327.00	192,255.18	245,105.30	154,311.39	3,566.24	(149,984.39)

*NOTE: Available Balance / Pct Budget Used does not reflect amounts encumbered.

GL NUMBER	DESCRIPTION	2019 AMENDED BUDGET	YTD BALANCE 10/31/2018 NORM (ABNORM)	ACTIVITY FOR MONTH 10/31/19 INCR (DECR)	YTD BALANCE 10/31/2019 NORM (ABNORM)	% BDGT USED	AVAILABLE BALANCE NORM (ABNORM)
Fund 10 - STREET							
Revenues							
Dept 00 - NON-DEPARTMENTAL							
10-00-4001	INTERGOV REVENUE-STATE	145,000.00	121,433.11	12,234.26	124,222.57	85.67	20,777.43
10-00-4005	FEDERAL GRANTS	0.00	64,855.05	0.00	0.00	0.00	0.00
10-00-4010	PROPERTY TAXES	85,000.00	44,853.50	8,095.15	46,396.91	54.58	38,603.09
10-00-4031	SALES TAX-OPERATING	400,000.00	311,294.62	39,591.76	321,708.35	80.43	78,291.65
10-00-4040	BEGINNING FUND BALANCE	200,000.00	0.00	0.00	0.00	0.00	200,000.00
10-00-4051	INTEREST	22,000.00	16,369.88	2,084.83	24,887.14	113.12	(2,887.14)
10-00-4056	INTEREST-SALES TAX-STREET CONSTRUCTION	3,500.00	3,114.16	352.51	3,948.70	112.82	(448.70)
10-00-4910	INSURANCE PROCEEDS	0.00	0.00	148.41	148.41	100.00	(148.41)
10-00-4920	CLEAN SWEEP REVENUE	300.00	315.00	0.00	405.00	135.00	(105.00)
10-00-4991	MISCELLANEOUS REVENUE	3,500.00	14,928.55	2,000.00	18,387.57	525.36	(14,887.57)
Total Dept 00 - NON-DEPARTMENTAL		859,300.00	577,163.87	64,506.92	540,104.65	62.85	319,195.35
TOTAL REVENUES		859,300.00	577,163.87	64,506.92	540,104.65	62.85	319,195.35
Expenditures							
Dept 00 - NON-DEPARTMENTAL							
10-00-5000	SALARIES & WAGES	181,477.00	141,426.75	16,006.42	141,951.71	78.22	39,525.29
10-00-5005	SALARIES/WAGES-OVERTIME	7,000.00	2,113.14	127.01	2,356.36	33.66	4,643.64
10-00-5010	RETIREMENT CONTRIBUTION	3,502.00	2,343.47	339.70	2,625.54	74.97	876.46
10-00-5020	EMPLOYEE HEALTH INSURANCE & PROTECTION	32,300.00	22,799.33	2,442.48	23,421.91	72.51	8,878.09
10-00-5030	PAYROLL TAXES	15,646.00	13,018.24	1,241.70	12,047.22	77.00	3,598.78
10-00-5040	WORKERS' COMPENSATION INSURANCE	3,406.00	5,983.00	0.00	1,632.46	47.93	1,773.54
10-00-5301	SUPPLIES-OFFICE & OPERATING	2,500.00	1,748.27	109.41	1,636.77	65.47	863.23
10-00-5302	SUPPLIES-UNIFORMS	1,500.00	889.75	111.44	1,074.56	71.64	425.44
10-00-5310	POSTAGE	300.00	0.00	0.00	100.20	33.40	199.80
10-00-5511	MAINTENANCE-BUILDING	3,000.00	104.34	524.84	639.36	21.31	2,360.64
10-00-5512	MAINTENANCE-EQUIPMENT	5,000.00	3,887.07	112.48	2,366.07	47.32	2,633.93
10-00-5513	MAINTENANCE/OPERATION-VEHICLE	25,000.00	17,505.81	4,066.57	17,704.06	70.82	7,295.94
10-00-5514	MAINTENANCE-WALLS	20,000.00	21,484.38	0.00	149.17	0.75	19,850.83
10-00-5516	MAINTENANCE-STREETS	400,000.00	81,526.41	18,347.27	166,473.68	41.62	233,526.32
10-00-5519	MAINTENANCE-INCRETE (SIDEWALKS)	1,000.00	0.00	0.00	0.00	0.00	1,000.00
10-00-5530	TRAVEL/EDUCATION/DUES	2,000.00	705.00	0.00	1,217.50	60.88	782.50
10-00-5541	INSURANCE-PROPERTY	2,400.00	0.00	0.00	0.00	0.00	2,400.00
10-00-5550	TELEPHONE	2,500.00	1,915.57	188.50	1,765.11	70.60	734.89
10-00-5560	UTILITIES	7,000.00	4,442.01	11,987.42	15,848.13	226.40	(8,848.13)
10-00-5561	STREET LIGHTS	55,000.00	45,105.82	3,718.97	37,074.72	67.41	17,925.28
10-00-5572	PROFESSIONAL SERVICES-OTHER	50,000.00	7,866.27	42.00	510.08	1.02	49,489.92
10-00-5590	FEDERAL GRANT EXPENSE	0.00	25,650.00	0.00	7,211.20	100.00	(7,211.20)
10-00-5591	STATE GRANT EXPENSE	0.00	35,673.10	0.00	0.00	0.00	0.00
10-00-5600	MISCELLANEOUS EXPENSE	0.00	2,698.95	0.00	0.00	0.00	0.00
Total Dept 00 - NON-DEPARTMENTAL		820,531.00	438,886.68	59,366.21	437,805.81	53.36	382,725.19
TOTAL EXPENDITURES		820,531.00	438,886.68	59,366.21	437,805.81	53.36	382,725.19
Fund 10 - STREET:							

REVENUE AND EXPENDITURE REPORT
PERIOD ENDING 10/31/2019
% Fiscal Year Completed: 83.29

*NOTE: Available Balance / Pct Budget Used does not reflect amounts encumbered.

GL NUMBER	DESCRIPTION	2019 AMENDED BUDGET	YTD BALANCE 10/31/2018 NORM (ABNORM)	ACTIVITY FOR MONTH 10/31/19 INCR (DECR)	YTD BALANCE 10/31/2019 NORM (ABNORM)	% BDGT USED	AVAILABLE BALANCE NORM (ABNORM)
Fund 10 - STREET							
TOTAL REVENUES		859,300.00	577,163.87	64,506.92	540,104.65	62.85	319,195.35
TOTAL EXPENDITURES		820,531.00	438,886.68	59,366.21	437,805.81	53.36	382,725.19
NET OF REVENUES & EXPENDITURES		38,769.00	138,277.19	5,140.71	102,298.84	263.87	(63,529.84)

*NOTE: Available Balance / Pct Budget Used does not reflect amounts encumbered.

GL NUMBER	DESCRIPTION	2019 AMENDED BUDGET	YTD BALANCE 10/31/2018 NORM (ABNORM)	ACTIVITY FOR MONTH 10/31/19 INCR (DECR)	YTD BALANCE 10/31/2019 NORM (ABNORM)	% BDGT USED	AVAILABLE BALANCE NORM (ABNORM)
Fund 11 - LOPFI							
Revenues							
Dept 00 - NON-DEPARTMENTAL							
11-00-4040	FINES/FORFEITURES/COSTS	3,500.00	2,526.50	252.65	2,526.50	72.19	973.50
11-00-4050	INTEREST	1,300.00	1,059.14	118.07	1,334.64	102.66	(34.64)
11-00-4324	EMPLOYER CONTRIBUTIONS	238,401.00	175,790.36	17,846.06	190,973.42	80.11	47,427.58
11-00-4325	EMPLOYEE CONTRIBUTIONS	70,000.00	55,086.98	5,471.21	55,849.99	79.79	14,150.01
Total Dept 00 - NON-DEPARTMENTAL		313,201.00	234,462.98	23,687.99	250,684.55	80.04	62,516.45
TOTAL REVENUES		313,201.00	234,462.98	23,687.99	250,684.55	80.04	62,516.45
Expenditures							
Dept 00 - NON-DEPARTMENTAL							
11-00-5591	LAW ENFORCEMENT	90,000.00	66,314.96	963.04	77,131.50	85.70	12,868.50
11-00-5592	PUBLIC SAFETY-PAID	124,000.00	96,331.26	4,613.54	97,373.38	78.53	26,626.62
11-00-5593	PUBLIC SAFETY-VOLUNTEERS	1,000.00	1,002.40	123.90	7,462.16	746.22	(6,462.16)
11-00-5594	LAW ENFORCEMENT-VOLUNTEERS	500.00	2,050.16	70.80	566.11	113.22	(66.11)
11-00-5700	TRANSFERS OUT-GENERAL FUND	80,000.00	68,243.81	17,846.02	72,511.44	90.64	7,488.56
Total Dept 00 - NON-DEPARTMENTAL		295,500.00	233,942.59	23,617.30	255,044.59	86.31	40,455.41
TOTAL EXPENDITURES		295,500.00	233,942.59	23,617.30	255,044.59	86.31	40,455.41
Fund 11 - LOPFI:							
TOTAL REVENUES		313,201.00	234,462.98	23,687.99	250,684.55	80.04	62,516.45
TOTAL EXPENDITURES		295,500.00	233,942.59	23,617.30	255,044.59	86.31	40,455.41
NET OF REVENUES & EXPENDITURES		17,701.00	520.39	70.69	(4,360.04)	24.63	22,061.04

*NOTE: Available Balance / Pct Budget Used does not reflect amounts encumbered.

GL NUMBER	DESCRIPTION	2019 AMENDED BUDGET	YTD BALANCE 10/31/2018 NORM (ABNORM)	ACTIVITY FOR MONTH 10/31/19 INCR (DECR)	YTD BALANCE 10/31/2019 NORM (ABNORM)	% BDGT USED	AVAILABLE BALANCE NORM (ABNORM)
Fund 12 - GENERAL FUND CAPITAL							
Revenues							
Dept 00 - NON-DEPARTMENTAL							
12-00-4040	BEGINNING FUND BALANCE	250,000.00	0.00	0.00	0.00	0.00	250,000.00
12-00-4052	INTEREST-CAPITAL	22,000.00	17,987.56	1,291.83	16,939.61	77.00	5,060.39
12-00-4053	INTEREST-CD	3,400.00	3,452.21	391.23	4,510.66	132.67	(1,110.66)
12-00-4993	FEDERAL GRANT REVENUE	0.00	11,794.28	0.00	0.00	0.00	0.00
12-00-4994	FLINT ST DRAINING PROJECT REVENUE	0.00	219,356.00	0.00	0.00	0.00	0.00
Total Dept 00 - NON-DEPARTMENTAL		275,400.00	252,590.05	1,683.06	21,450.27	7.79	253,949.73
TOTAL REVENUES		275,400.00	252,590.05	1,683.06	21,450.27	7.79	253,949.73
Expenditures							
Dept 00 - NON-DEPARTMENTAL							
12-00-5600	MISCELLANEOUS EXPENSE	0.00	0.00	0.00	1,968.62	100.00	(1,968.62)
12-00-5812	TRANSFERS OUT - TRANSÍT CAPITAL	55,600.00	0.00	0.00	0.00	0.00	55,600.00
12-00-5836	FEDERAL GRANT EXPENSE	0.00	11,899.28	0.00	0.00	0.00	0.00
12-00-5838	FLINT ST DRAINAGE PROJECT EXPENSE	0.00	219,356.00	0.00	0.00	0.00	0.00
12-00-5839	AUDITORIUM RENOVATIONS	50,000.00	0.00	0.00	0.00	0.00	50,000.00
12-00-5881	DEPRECIATION EXPENDITURE-VEHICLES	67,000.00	43,717.65	0.00	63,360.56	94.57	3,639.44
Total Dept 00 - NON-DEPARTMENTAL		172,600.00	274,972.93	0.00	65,329.18	37.85	107,270.82

*NOTE: Available Balance / Pct Budget Used does not reflect amounts encumbered.

GL NUMBER	DESCRIPTION	2019 AMENDED BUDGET	YTD BALANCE 10/31/2018 NORM (ABNORM)	ACTIVITY FOR MONTH 10/31/19 INCR (DECR)	YTD BALANCE 10/31/2019 NORM (ABNORM)	% BDGT USED	AVAILABLE BALANCE NORM (ABNORM)
Fund 12 - GENERAL FUND CAPITAL							
Expenditures							
Dept 12 - POLICE DEPT							
12-12-5800	CAPITAL EXPENDITURES	0.00	(5,131.48)	0.00	22,593.01	100.00	(22,593.01)
Total Dept 12 - POLICE DEPT		0.00	(5,131.48)	0.00	22,593.01	100.00	(22,593.01)

*NOTE: Available Balance / Pct Budget Used does not reflect amounts encumbered.

GL NUMBER	DESCRIPTION	2019 AMENDED BUDGET	YTD BALANCE 10/31/2018 NORM (ABNORM)	ACTIVITY FOR MONTH 10/31/19 INCR (DECR)	YTD BALANCE 10/31/2019 NORM (ABNORM)	% BDGT USED	AVAILABLE BALANCE NORM (ABNORM)
Fund 12 - GENERAL FUND CAPITAL							
Expenditures							
Dept 14 - FIRE & EMS							
12-14-5800	CAPITAL EXPENDITURES	80,000.00	74,921.88	0.00	76,606.25	95.76	3,393.75
12-14-5807	PRINCIPAL EXP EQUIPMENT LOAN	21,438.00	15,664.19	1,820.90	17,964.51	83.80	3,473.49
12-14-5826	INTEREST EXP EQUIPMENT LOAN	1,227.00	1,334.29	67.82	972.69	79.27	254.31
Total Dept 14 - FIRE & EMS		102,665.00	91,920.36	1,888.72	95,543.45	93.06	7,121.55

*NOTE: Available Balance / Pct Budget Used does not reflect amounts encumbered.

GL NUMBER	DESCRIPTION	2019 AMENDED BUDGET	YTD BALANCE 10/31/2018 NORM (ABNORM)	ACTIVITY FOR MONTH 10/31/19 INCR (DECR)	YTD BALANCE 10/31/2019 NORM (ABNORM)	% BDGT USED	AVAILABLE BALANCE NORM (ABNORM)
Fund 12 - GENERAL FUND CAPITAL							
Expenditures							
TOTAL EXPENDITURES		275,265.00	361,761.81	1,888.72	183,465.64	66.65	91,799.36
Fund 12 - GENERAL FUND CAPITAL:							
TOTAL REVENUES		275,400.00	252,590.05	1,683.06	21,450.27	7.79	253,949.73
TOTAL EXPENDITURES		275,265.00	361,761.81	1,888.72	183,465.64	66.65	91,799.36
NET OF REVENUES & EXPENDITURES		135.00	(109,171.76)	(205.66)	(162,015.37)	120,011.	162,150.37

*NOTE: Available Balance / Pct Budget Used does not reflect amounts encumbered.

GL NUMBER	DESCRIPTION	2019 AMENDED BUDGET	YTD BALANCE 10/31/2018 NORM (ABNORM)	ACTIVITY FOR MONTH 10/31/19 INCR (DECR)	YTD BALANCE 10/31/2019 NORM (ABNORM)	% BDGT USED	AVAILABLE BALANCE NORM (ABNORM)
Fund 40 - DEBT SERVICE FUND							
Revenues							
Dept 00 - NON-DEPARTMENTAL							
40-00-4020	SALES TAX REVENUE	1,100,000.00	889,413.18	113,119.30	919,166.73	83.56	180,833.27
40-00-4021	FRANCHISE FEES-UTILITY	295,000.00	259,246.77	42,079.38	236,984.22	80.33	58,015.78
40-00-4055	INTEREST INCOME FRANCHISE FEE	6,300.00	4,522.73	927.35	8,222.13	130.51	(1,922.13)
40-00-4056	INTEREST-SALES TAX 2000 CAPITAL IMPROVE	0.00	300.84	0.00	0.00	0.00	0.00
40-00-4063	INTEREST 2012 BOND	4,800.00	3,270.78	372.24	5,022.87	104.64	(222.87)
Total Dept 00 - NON-DEPARTMENTAL		1,406,100.00	1,156,754.30	156,498.27	1,169,395.95	83.17	236,704.05
TOTAL REVENUES		1,406,100.00	1,156,754.30	156,498.27	1,169,395.95	83.17	236,704.05
Expenditures							
Dept 00 - NON-DEPARTMENTAL							
40-00-5700	TRANSFERS OUT-	1,000,000.00	834,899.98	293,034.97	873,177.92	87.32	126,822.08
40-00-5905	BOND PRINCIPAL EXPENSE-2000 CAPITAL IMP	0.00	112,000.00	0.00	0.00	0.00	0.00
40-00-5909	BOND PRINCIPAL EXPENSE-2012	230,000.00	230,000.00	230,000.00	230,000.00	100.00	0.00
40-00-5925	INTEREST/AGENTS FEES-2000 CAPITAL IMPVT	0.00	3,220.00	0.00	0.00	0.00	0.00
40-00-5926	INTEREST/AGENTS FEE-2012 SALES & USE TA	71,623.00	76,222.50	35,336.25	71,622.50	100.00	0.50
Total Dept 00 - NON-DEPARTMENTAL		1,301,623.00	1,256,342.48	558,371.22	1,174,800.42	90.26	126,822.58
TOTAL EXPENDITURES		1,301,623.00	1,256,342.48	558,371.22	1,174,800.42	90.26	126,822.58
Fund 40 - DEBT SERVICE FUND:							
TOTAL REVENUES		1,406,100.00	1,156,754.30	156,498.27	1,169,395.95	83.17	236,704.05
TOTAL EXPENDITURES		1,301,623.00	1,256,342.48	558,371.22	1,174,800.42	90.26	126,822.58
NET OF REVENUES & EXPENDITURES		104,477.00	(99,588.18)	(401,872.95)	(5,404.47)	5.17	109,881.47

*NOTE: Available Balance / Pct Budget Used does not reflect amounts encumbered.

GL NUMBER	DESCRIPTION	2019 AMENDED BUDGET	YTD BALANCE 10/31/2018 NORM (ABNORM)	ACTIVITY FOR MONTH 10/31/19 INCR (DECR)	YTD BALANCE 10/31/2019 NORM (ABNORM)	% BDGT USED	AVAILABLE BALANCE NORM (ABNORM)
Fund 62 - ADMINISTRATION OF JUSTICE							
Revenues							
Dept 00 - NON-DEPARTMENTAL							
62-00-4041	CITY COURT COSTS	0.00	42,131.00	0.00	34,050.50	100.00	(34,050.50)
62-00-4042	COUNTY COURT COSTS	0.00	18,159.50	0.00	19,683.00	100.00	(19,683.00)
62-00-4043	SMALL CLAIMS COSTS & FEES	0.00	6,220.00	0.00	5,320.00	100.00	(5,320.00)
62-00-4050	INTEREST	0.00	59.99	10.16	84.27	100.00	(84.27)
62-00-4990	MISCELLANEOUS REVENUE	0.00	0.00	0.00	19.00	100.00	(19.00)
Total Dept 00 - NON-DEPARTMENTAL		0.00	66,570.49	10.16	59,156.77	100.00	(59,156.77)
TOTAL REVENUES		0.00	66,570.49	10.16	59,156.77	100.00	(59,156.77)
Expenditures							
Dept 00 - NON-DEPARTMENTAL							
62-00-5600	MISCELLANEOUS EXPENSE	0.00	0.00	0.00	19.00	100.00	(19.00)
62-00-5701	CITY DISBURSEMENT	0.00	8,449.80	844.98	8,449.80	100.00	(8,449.80)
62-00-5702	COUNTY DISBURSEMENT	0.00	17,028.80	1,702.88	17,028.80	100.00	(17,028.80)
62-00-5703	STATE DISBURSEMENT	0.00	37,648.10	2,938.76	30,141.10	100.00	(30,141.10)
62-00-5704	LOPFI DISBURSEMENT	0.00	2,526.50	252.65	2,526.50	100.00	(2,526.50)
62-00-5705	CLERKS & JUDGES RETIREMENT DISBURSEMENT	0.00	857.30	85.73	857.30	100.00	(857.30)
Total Dept 00 - NON-DEPARTMENTAL		0.00	66,510.50	5,825.00	59,022.50	100.00	(59,022.50)
TOTAL EXPENDITURES		0.00	66,510.50	5,825.00	59,022.50	100.00	(59,022.50)
Fund 62 - ADMINISTRATION OF JUSTICE:							
TOTAL REVENUES		0.00	66,570.49	10.16	59,156.77	100.00	(59,156.77)
TOTAL EXPENDITURES		0.00	66,510.50	5,825.00	59,022.50	100.00	(59,022.50)
NET OF REVENUES & EXPENDITURES		0.00	59.99	(5,814.84)	134.27	100.00	(134.27)

*NOTE: Available Balance / Pct Budget Used does not reflect amounts encumbered.

GL NUMBER	DESCRIPTION	2019 AMENDED BUDGET	YTD BALANCE 10/31/2018 NORM (ABNORM)	ACTIVITY FOR MONTH 10/31/19 INCR (DECR)	YTD BALANCE 10/31/2019 NORM (ABNORM)	% BDGT USED	AVAILABLE BALANCE NORM (ABNORM)
Fund 65 - COURT AUTOMATION FUND							
Revenues							
Dept 00 - NON-DEPARTMENTAL							
65-00-4050	INTEREST	850.00	762.58	75.72	892.78	105.03	(42.78)
65-00-4055	COURT AUTO FUND REVENUE	14,500.00	10,496.50	0.00	10,545.00	72.72	3,955.00
Total Dept 00 - NON-DEPARTMENTAL		15,350.00	11,259.08	75.72	11,437.78	74.51	3,912.22
TOTAL REVENUES		15,350.00	11,259.08	75.72	11,437.78	74.51	3,912.22
Expenditures							
Dept 00 - NON-DEPARTMENTAL							
65-00-5572	PROFESSIONAL SERVICES-OTHER	15,350.00	13,670.01	2,357.95	14,476.39	94.31	873.61
Total Dept 00 - NON-DEPARTMENTAL		15,350.00	13,670.01	2,357.95	14,476.39	94.31	873.61
TOTAL EXPENDITURES		15,350.00	13,670.01	2,357.95	14,476.39	94.31	873.61
Fund 65 - COURT AUTOMATION FUND:							
TOTAL REVENUES		15,350.00	11,259.08	75.72	11,437.78	74.51	3,912.22
TOTAL EXPENDITURES		15,350.00	13,670.01	2,357.95	14,476.39	94.31	873.61
NET OF REVENUES & EXPENDITURES		0.00	(2,410.93)	(2,282.23)	(3,038.61)	100.00	3,038.61

*NOTE: Available Balance / Pct Budget Used does not reflect amounts encumbered.

GL NUMBER	DESCRIPTION	2019 AMENDED BUDGET	YTD BALANCE 10/31/2018 NORM (ABNORM)	ACTIVITY FOR MONTH 10/31/19 INCR (DECR)	YTD BALANCE 10/31/2019 NORM (ABNORM)	% BDGT USED	AVAILABLE BALANCE NORM (ABNORM)
Fund 70 - FIREMEN'S PENSION FUND							
Revenues							
Dept 00 - NON-DEPARTMENTAL							
70-00-4001	INTERGOV REVENUE-STATE	6,000.00	5,957.00	0.00	6,900.00	115.00	(900.00)
70-00-4010	PROPERTY TAXES	32,000.00	17,937.14	3,237.08	18,554.02	57.98	13,445.98
70-00-4040	BEGINNING FUND BALANCE	56,500.00	0.00	0.00	0.00	0.00	56,500.00
70-00-4051	INTEREST	400.00	332.09	41.97	469.95	117.49	(69.95)
70-00-4054	INTEREST	30.00	22.96	0.79	1,953.31	6,511.03	(1,923.31)
70-00-4055	DIVIDENDS-INVESTMENT	15,000.00	14,950.12	1,130.15	13,492.27	89.95	1,507.73
Total Dept 00 - NON-DEPARTMENTAL		109,930.00	39,199.31	4,409.99	41,369.55	37.63	68,560.45
TOTAL REVENUES		109,930.00	39,199.31	4,409.99	41,369.55	37.63	68,560.45
Expenditures							
Dept 00 - NON-DEPARTMENTAL							
70-00-5081	PENSIONS PAID-VOLUNTEER	97,800.00	81,537.00	7,650.00	83,400.00	85.28	14,400.00
70-00-5570	BROKER FEES & COMMISSION	12,000.00	11,429.27	2,698.26	10,918.63	90.99	1,081.37
70-00-5572	PROFESSIONAL SERVICES-OTHER	0.00	2,750.00	0.00	0.00	0.00	0.00
70-00-5730	PRINCIPAL GLOBAL DIVERSE	0.00	0.00	0.00	130.37	100.00	(130.37)
70-00-5733	T ROWE PRICE INST LARGE	0.00	(6,300.87)	0.00	(1,833.39)	100.00	1,833.39
70-00-5734	FRANKLIN COVERTIBLE	0.00	0.00	0.00	(3,333.86)	100.00	3,333.86
70-00-5736	COHEN & STEERS REALTY	0.00	0.00	0.00	227.49	100.00	(227.49)
Total Dept 00 - NON-DEPARTMENTAL		109,800.00	89,415.40	10,348.26	89,509.24	81.52	20,290.76
TOTAL EXPENDITURES		109,800.00	89,415.40	10,348.26	89,509.24	81.52	20,290.76
Fund 70 - FIREMEN'S PENSION FUND:							
TOTAL REVENUES		109,930.00	39,199.31	4,409.99	41,369.55	37.63	68,560.45
TOTAL EXPENDITURES		109,800.00	89,415.40	10,348.26	89,509.24	81.52	20,290.76
NET OF REVENUES & EXPENDITURES		130.00	(50,216.09)	(5,938.27)	(48,139.69)	37,030.5	48,269.69

*NOTE: Available Balance / Pct Budget Used does not reflect amounts encumbered.

GL NUMBER	DESCRIPTION	2019 AMENDED BUDGET	YTD BALANCE 10/31/2018 NORM (ABNORM)	ACTIVITY FOR MONTH 10/31/19 INCR (DECR)	YTD BALANCE 10/31/2019 NORM (ABNORM)	% BDGT USED	AVAILABLE BALANCE NORM (ABNORM)
Fund 80 - WATER AND SEWER							
Revenues							
Dept 21 - WATER DEPT							
80-21-4051	INTEREST	9,800.00	8,811.00	1,252.76	13,405.55	136.79	(3,605.55)
80-21-4055	INTEREST - CD	1,800.00	1,494.43	0.00	1,932.67	107.37	(132.67)
80-21-4375	WATER SALES	855,000.00	697,368.64	61,781.41	672,384.41	78.64	182,615.59
80-21-4380	TAP FEES	2,500.00	2,350.00	350.00	6,775.00	271.00	(4,275.00)
80-21-4385	PENALTIES	9,500.00	7,306.69	524.55	6,052.96	63.72	3,447.04
80-21-4390	RECONNECT FEES	11,000.00	9,117.50	740.00	6,147.50	55.89	4,852.50
80-21-4391	INFRASTRUCTURE & IMPROVEMENTS	152,000.00	96,226.55	10,847.57	93,851.35	61.74	58,148.65
80-21-4800	OVER & SHORT	0.00	39.27	0.00	(9.95)	100.00	9.95
80-21-4991	MISCELLANEOUS REVENUE	10,000.00	8,811.30	886.00	8,860.18	88.60	1,139.82
80-21-4992	CARROLL BOONE REBATES	20,000.00	19,527.00	0.00	18,480.00	92.40	1,520.00
80-21-4993	INSURANCE PROCEEDS	0.00	0.00	148.41	148.41	100.00	(148.41)
80-21-4994	SWEPCO LEASE AGREEMENT	1,200.00	1,000.00	100.00	1,000.00	83.33	200.00
Total Dept 21 - WATER DEPT		1,072,800.00	852,052.38	76,630.70	829,028.08	77.28	243,771.92

*NOTE: Available Balance / Pct Budget Used does not reflect amounts encumbered.

GL NUMBER	DESCRIPTION	2019 AMENDED BUDGET	YTD BALANCE 10/31/2018 NORM (ABNORM)	ACTIVITY FOR MONTH 10/31/19 INCR (DECR)	YTD BALANCE 10/31/2019 NORM (ABNORM)	% BDGT USED	AVAILABLE BALANCE NORM (ABNORM)
Fund 80 - WATER AND SEWER							
Revenues							
Dept 22 - WASTEWATER DEPT							
80-22-4051	MISC. INTEREST	13,500.00	11,205.43	2,143.22	18,037.04	133.61	(4,537.04)
80-22-4056	INTEREST-2008 Bond	1,000.00	738.37	150.98	1,529.92	152.99	(529.92)
80-22-4300	FEDERAL GRANTS	0.00	4,396.65	0.00	0.00	0.00	0.00
80-22-4376	SEWER FEES	740,000.00	594,016.09	69,402.73	584,129.24	78.94	155,870.76
80-22-4380	TAP FEES	1,300.00	900.00	300.00	2,400.00	184.62	(1,100.00)
80-22-4385	PENALTIES	6,500.00	4,763.95	435.89	5,039.67	77.53	1,460.33
80-22-4390	RECONNECT FEES	11,000.00	9,117.50	740.00	6,147.50	55.89	4,852.50
80-22-4391	INFRA & IMPROV	152,000.00	96,236.01	10,847.39	93,850.44	61.74	58,149.56
80-22-4850	CAPACITY FEE	2,000.00	1,200.00	525.00	8,550.00	427.50	(6,550.00)
80-22-4991	MISCELLANEOUS REVENUE-	100.00	90.27	0.00	1,913.96	1,913.96	(1,813.96)
80-22-4992	INSURANCE PROCEEDS	0.00	0.00	148.41	148.41	100.00	(148.41)
Total Dept 22 - WASTEWATER DEPT		927,400.00	722,664.27	84,693.62	721,746.18	77.82	205,653.82
TOTAL REVENUES		2,000,200.00	1,574,716.65	161,324.32	1,550,774.26	77.53	449,425.74
Expenditures							
Dept 21 - WATER DEPT							
80-21-5000	SALARIES & WAGES	79,292.00	58,171.53	6,234.56	68,124.73	85.92	11,167.27
80-21-5005	SALARIES/WAGES-OVERTIME	5,000.00	1,776.32	29.25	1,058.63	21.17	3,941.37
80-21-5010	RETIREMENT CONTRIBUTION	1,946.00	1,391.48	133.23	1,494.46	76.80	451.54
80-21-5020	EMPLOYEE HEALTH INSURANCE & PROTECTION	11,350.00	6,683.95	742.86	8,987.22	79.18	2,362.78
80-21-5030	PAYROLL TAXES	6,880.00	4,985.10	458.75	5,518.84	80.22	1,361.16
80-21-5040	WORKERS' COMPENSATION INSURANCE	1,895.00	1,446.00	0.00	2,348.12	123.91	(453.12)
80-21-5301	SUPPLIES-OFFICE & OPERATING	3,000.00	2,098.68	231.92	2,117.28	70.58	882.72
80-21-5302	SUPPLIES-UNIFORMS	1,700.00	889.84	111.47	1,074.75	63.22	625.25
80-21-5310	POSTAGE	3,800.00	2,873.67	291.41	2,667.01	70.18	1,132.99
80-21-5400	CARROLL-BOONE WATER PURCHASE	420,000.00	357,472.83	30,635.91	289,448.21	68.92	130,551.79
80-21-5511	MAINTENANCE-BUILDING	3,000.00	434.88	524.83	639.37	21.31	2,360.63
80-21-5512	MAINTENANCE-EQUIPMENT	5,000.00	781.31	0.00	73.83	1.48	4,926.17
80-21-5513	MAINTENANCE/OPERATION-VEHICLE	15,000.00	11,689.91	837.22	11,110.03	74.07	3,889.97
80-21-5514	MAINTENANCE-PLANT O&M	40,000.00	21,871.20	2,399.51	32,673.47	81.68	7,326.53
80-21-5530	TRAVEL/EDUCATION/DUES	3,000.00	1,487.22	0.00	1,225.36	40.85	1,774.64
80-21-5541	INSURANCE-PROPERTY	6,310.00	495.00	0.00	0.00	0.00	6,310.00
80-21-5550	TELEPHONE	2,500.00	1,915.46	188.49	1,765.07	70.60	734.93
80-21-5560	UTILITIES	6,000.00	3,882.55	338.55	3,885.60	64.76	2,114.40
80-21-5562	POWER FOR PUMPS	8,000.00	5,815.06	319.27	5,520.46	69.01	2,479.54
80-21-5572	PROFESSIONAL SERVICES-OTHER	20,000.00	37,399.92	6,476.09	14,709.31	73.55	5,290.69
80-21-5600	MISCELLANEOUS EXPENSE	0.00	13.94	0.00	0.00	0.00	0.00
Total Dept 21 - WATER DEPT		643,673.00	523,575.85	49,953.32	454,441.75	70.60	189,231.25

*NOTE: Available Balance / Pct Budget Used does not reflect amounts encumbered.

GL NUMBER	DESCRIPTION	2019 AMENDED BUDGET	YTD BALANCE 10/31/2018 NORM (ABNORM)	ACTIVITY FOR MONTH 10/31/19 INCR (DECR)	YTD BALANCE 10/31/2019 NORM (ABNORM)	% BDGT USED	AVAILABLE BALANCE NORM (ABNORM)
Fund 80 - WATER AND SEWER							
Expenditures							
Dept 22 - WASTEWATER DEPT							
80-22-5000	SALARIES & WAGES	147,215.00	108,410.26	11,710.23	120,930.27	82.15	26,284.73
80-22-5005	SALARIES/WAGES-OVERTIME	3,000.00	1,457.37	58.50	1,813.11	60.44	1,186.89
80-22-5010	RETIREMENT CONTRIBUTION	4,253.00	2,905.67	352.89	3,376.53	79.39	876.47
80-22-5020	EMPLOYEE HEALTH INSURANCE & PROTECTION	21,350.00	12,054.18	1,149.78	15,920.25	74.57	5,429.75
80-22-5030	PAYROLL TAXES	12,303.00	9,594.42	901.33	10,073.58	81.88	2,229.42
80-22-5040	WORKERS' COMPENSATION INSURANCE	3,339.00	3,274.00	0.00	3,170.26	94.95	168.74
80-22-5301	SUPPLIES-OFFICE & OPERATING	5,000.00	2,938.30	109.42	4,145.55	82.91	854.45
80-22-5302	SUPPLIES-UNIFORMS	2,000.00	1,940.71	214.63	2,315.31	115.77	(315.31)
80-22-5310	POSTAGE	3,500.00	2,830.04	291.39	2,648.53	75.67	851.47
80-22-5511	MAINTENANCE-BUILDING	5,000.00	331.23	524.83	639.37	12.79	4,360.63
80-22-5512	MAINTENANCE-EQUIPMENT	23,000.00	8,755.22	0.00	73.83	0.32	22,926.17
80-22-5513	MAINTENANCE/OPERATION-VEHICLE	20,000.00	19,243.04	837.22	11,106.84	55.53	8,893.16
80-22-5514	MAINTENANCE-PLANT O&M	205,000.00	134,878.13	19,068.73	195,760.25	95.49	9,239.75
80-22-5515	MAINTENANCE SMOKE TESTING	1,000.00	0.00	0.00	0.00	0.00	1,000.00
80-22-5530	TRAVEL/EDUCATION/DUES	3,000.00	2,469.67	0.00	2,999.64	99.99	0.36
80-22-5541	INSURANCE-PROPERTY	5,075.00	(0.01)	0.00	54.90	1.08	5,020.10
80-22-5550	TELEPHONE	6,000.00	3,761.64	399.92	3,257.86	54.30	2,742.14
80-22-5560	UTILITIES	174,200.00	152,391.29	4,236.87	136,406.22	78.30	37,793.78
80-22-5562	POWER FOR PUMPS	5,000.00	1,972.57	186.40	1,972.99	39.46	3,027.01
80-22-5572	PROFESSIONAL SERVICES-OTHER	50,000.00	38,776.00	7,316.09	32,500.12	65.00	17,499.88
80-22-5595	DISPOSAL OF SLUDGE	22,000.00	15,511.85	890.75	12,187.45	55.40	9,812.55
80-22-5596	PERMITS AND FEES	7,000.00	5,690.00	0.00	6,190.00	88.43	810.00
80-22-5600	MISCELLANEOUS EXPENSE	0.00	13.94	0.00	0.00	0.00	0.00
80-22-5827	I & I EXPENDITURES	47,177.00	0.00	0.00	47,176.72	100.00	0.28
80-22-5953	08 INTEREST/AGENT FEES 2008 REVENUE BON	39,060.00	22,015.00	0.00	20,230.00	51.79	18,830.00
80-22-5954	10 INTEREST/AGENT FEES-2010	13,330.00	10,114.98	0.00	3,929.08	29.48	9,400.92
Total Dept 22 - WASTEWATER DEPT		827,802.00	561,329.50	48,248.98	638,878.66	77.18	188,923.34

*NOTE: Available Balance / Pct Budget Used does not reflect amounts encumbered.

GL NUMBER	DESCRIPTION	2019 AMENDED BUDGET	YTD BALANCE 10/31/2018 NORM (ABNORM)	ACTIVITY FOR MONTH 10/31/19 INCR (DECR)	YTD BALANCE 10/31/2019 NORM (ABNORM)	% BDGT USED	AVAILABLE BALANCE NORM (ABNORM)
Fund 80 - WATER AND SEWER							
Expenditures							
TOTAL EXPENDITURES		1,471,475.00	1,084,905.35	98,202.30	1,093,320.41	74.30	378,154.59
Fund 80 - WATER AND SEWER:							
TOTAL REVENUES		2,000,200.00	1,574,716.65	161,324.32	1,550,774.26	77.53	449,425.74
TOTAL EXPENDITURES		1,471,475.00	1,084,905.35	98,202.30	1,093,320.41	74.30	378,154.59
NET OF REVENUES & EXPENDITURES		528,725.00	489,811.30	63,122.02	457,453.85	86.52	71,271.15

*NOTE: Available Balance / Pct Budget Used does not reflect amounts encumbered.

GL NUMBER	DESCRIPTION	2019 AMENDED BUDGET	YTD BALANCE 10/31/2018 NORM (ABNORM)	ACTIVITY FOR MONTH 10/31/19 INCR (DECR)	YTD BALANCE 10/31/2019 NORM (ABNORM)	% BDGT USED	AVAILABLE BALANCE NORM (ABNORM)
Fund 85 - TRANSIT FUND							
Revenues							
Dept 00 - NON-DEPARTMENTAL							
85-00-4040	BEGINNING FUND BALANCE	91,443.00	0.00	0.00	0.00	0.00	91,443.00
85-00-4051	INTEREST	1,300.00	2,106.11	468.11	3,342.19	257.09	(2,042.19)
85-00-4110	PARKING LOT REVENUE WELCOME CENTER	9,500.00	9,775.00	1,890.50	10,070.50	106.01	(570.50)
85-00-4111	PARKING REVENUE PLANER HILL	18,500.00	19,880.00	3,840.00	20,005.00	108.14	(1,505.00)
85-00-4120	REIMBURSEMENT-HWY DEPT-FED AID	467,320.00	345,950.24	0.00	364,507.63	78.00	102,812.37
85-00-4121	REIMBURSEMENT-AR HWY DEPT-CAPITAL	222,400.00	106,121.84	0.00	0.00	0.00	222,400.00
85-00-4122	REIMBURSEMENT-PREV MAINTENANCE	12,000.00	4,963.06	0.00	12,000.00	100.00	0.00
85-00-4125	TRANSFER IN-GEN CAPITAL	55,600.00	0.00	0.00	0.00	0.00	55,600.00
85-00-4200	DAILY PASSES	173,500.00	169,926.00	34,267.50	170,880.00	98.49	2,620.00
85-00-4204	DISCOUNTS	(13,000.00)	(12,837.00)	(1,622.00)	(8,050.00)	61.92	(4,950.00)
85-00-4310	MONTHLY PASSES	4,600.00	5,184.25	899.00	5,180.00	112.61	(580.00)
85-00-4311	PASSES-BUSINES SALES	35,000.00	25,545.00	2,985.00	20,272.50	57.92	14,727.50
85-00-4313	BUS RECEIPTS	20,000.00	18,404.00	1,855.00	17,584.50	87.92	2,415.50
85-00-4314	OVER/SHORT	600.00	675.25	90.00	485.00	80.83	115.00
85-00-4315	REFUNDS & ALLOWANCES	(3,200.00)	(3,888.80)	(811.58)	(4,294.62)	134.21	1,094.62
85-00-4316	CREDIT CARD REVENUE	3,200.00	3,773.01	791.50	4,181.00	130.66	(981.00)
85-00-4331	TRAM TOUR REVENUE	140,000.00	145,776.00	25,043.75	148,472.50	106.05	(8,472.50)
85-00-4332	TRAM TOUR FRANCHISE REVENUE	6,000.00	5,355.80	882.00	6,063.55	101.06	(63.55)
85-00-4352	MERCHANDISE SALES	4,500.00	3,971.75	395.50	3,983.75	88.53	516.25
85-00-4500	TRANIST GRANTS	167,600.00	205,038.00	0.00	130,162.00	77.66	37,438.00
85-00-4900	SALE OF ASSETS	5,000.00	0.00	0.00	5,787.89	115.76	(787.89)
85-00-4991	MISCELLANEOUS REVENUE	4,000.00	3,991.28	35.11	2,040.20	51.01	1,959.80
Total Dept 00 - NON-DEPARTMENTAL		1,425,863.00	1,059,710.79	71,009.39	912,673.59	64.01	513,189.41
TOTAL REVENUES		1,425,863.00	1,059,710.79	71,009.39	912,673.59	64.01	513,189.41
Expenditures							
Dept 01 - TRANSIT ADMINISTRATION							
85-01-5000	SALARIES & WAGES	174,000.00	137,459.44	11,616.85	134,155.43	77.10	39,844.57
85-01-5005	SALARIES/WAGES-OVERTIME	2,000.00	3,244.99	361.16	1,824.07	91.20	175.93
85-01-5010	RETIREMENT CONTRIBUTION	6,118.00	4,794.34	486.92	4,945.43	80.83	1,172.57
85-01-5020	EMPLOYEE HEALTH INSURANCE & PROTECTION	25,000.00	18,399.29	1,646.45	18,753.93	75.02	6,246.07
85-01-5030	PAYROLL TAXES	14,202.00	11,958.89	842.07	10,835.99	76.30	3,366.01
85-01-5040	WORKERS' COMPENSATION INSURANCE	303.00	245.00	0.00	303.00	100.00	0.00
85-01-5301	SUPPLIES-OFFICE & OPERATING	10,000.00	5,370.41	373.18	6,944.53	69.45	3,055.47
85-01-5305	PRINTING EXPENSE	2,700.00	2,170.61	0.00	378.42	14.02	2,321.58
85-01-5310	POSTAGE	150.00	80.39	86.95	127.65	85.10	22.35
85-01-5425	ADVERTISING EXPENSE	6,000.00	5,299.23	0.00	5,169.31	86.16	830.69
85-01-5450	D & A TESTING PROGRAM	1,300.00	1,330.00	0.00	867.00	66.69	433.00
85-01-5500	LEGAL NOTICES	1,182.00	147.45	87.50	1,062.80	89.92	119.20
85-01-5530	TRAVEL/EDUCATION/DUES	2,100.00	211.97	0.00	902.17	42.96	1,197.83
85-01-5535	CONFERENCE AND TRAINING FEES	700.00	349.00	324.30	409.30	58.47	290.70
85-01-5536	ASSOCIATION DUES	550.00	550.00	250.00	250.00	45.45	300.00
85-01-5541	INSURANCE-PROPERTY	2,700.00	0.00	0.00	0.00	0.00	2,700.00
85-01-5542	INSURANCE-VEHICLE	31,500.00	33,874.12	0.00	29,394.36	93.32	2,105.64
85-01-5550	TELEPHONE	5,000.00	3,088.09	385.05	4,116.12	82.32	883.88
85-01-5560	UTILITIES	11,200.00	7,381.84	1,124.86	8,941.55	79.84	2,258.45
85-01-5572	PROFESSIONAL SERVICES-OTHER	2,600.00	1,282.97	332.69	5,040.56	193.87	(2,440.56)

*NOTE: Available Balance / Pct Budget Used does not reflect amounts encumbered.

GL NUMBER	DESCRIPTION	2019 AMENDED BUDGET	YTD BALANCE 10/31/2018 NORM (ABNORM)	ACTIVITY FOR MONTH 10/31/19 INCR (DECR)	YTD BALANCE 10/31/2019 NORM (ABNORM)	% BDGT USED	AVAILABLE BALANCE NORM (ABNORM)
Fund 85 - TRANSIT FUND							
Expenditures							
Total Dept 01 - TRANSIT ADMINISTRATION		299,305.00	237,238.03	17,917.98	234,421.62	78.32	64,883.38

*NOTE: Available Balance / Pct Budget Used does not reflect amounts encumbered.

GL NUMBER	DESCRIPTION	2019 AMENDED BUDGET	YTD BALANCE 10/31/2018 NORM (ABNORM)	ACTIVITY FOR MONTH 10/31/19 INCR (DECR)	YTD BALANCE 10/31/2019 NORM (ABNORM)	% BDGT USED	AVAILABLE BALANCE NORM (ABNORM)
Fund 85 - TRANSIT FUND							
Expenditures							
Dept 02 - TRANSIT OPERATIONS							
85-02-5000	SALARIES & WAGES	380,000.00	267,052.50	27,536.40	263,715.97	69.40	116,284.03
85-02-5005	SALARIES/WAGES-OVERTIME	7,000.00	6,204.33	1,317.69	10,347.70	147.82	(3,347.70)
85-02-5010	RETIREMENT CONTRIBUTION	3,066.00	987.14	322.91	1,755.03	57.24	1,310.97
85-02-5020	EMPLOYEE HEALTH INSURANCE & PROTECTION	25,000.00	22,314.98	2,479.49	22,964.04	91.86	2,035.96
85-02-5030	PAYROLL TAXES	32,702.00	26,327.35	2,371.76	24,218.65	74.06	8,483.35
85-02-5040	WORKERS' COMPENSATION INSURANCE	7,163.00	10,167.00	0.00	7,162.32	99.99	0.68
85-02-5302	SUPPLIES-UNIFORMS	7,300.00	5,596.68	949.60	7,508.11	102.85	(208.11)
85-02-5305	SUPPLIES LOTS BUILDING RESTROOMS	8,000.00	6,077.00	901.47	7,050.44	88.13	949.56
85-02-5510	MAINTENANCE-LOTS & BUILDINGS	11,500.00	8,904.45	1,183.53	11,505.90	100.05	(5.90)
85-02-5513	MAINTENANCE/SUPPLIES-VEHICLE	57,000.00	43,906.15	367.17	34,135.18	59.89	22,864.82
85-02-5514	MAINTENANCE LUBE/ANTIFREEZE	1,000.00	499.53	416.93	2,033.21	203.32	(1,033.21)
85-02-5515	MAINTENANCE-FUEL & OIL	61,000.00	49,566.88	7,239.55	42,918.01	70.36	18,081.99
85-02-5530	TRAVEL/EDUCATION/DUES	700.00	0.00	(21.88)	160.28	22.90	539.72
85-02-5535	CONFERENCE AND TRAINING FEES	10,500.00	4,624.00	1,031.26	6,353.51	60.51	4,146.49
85-02-5560	UTILITIES	20,000.00	14,905.74	2,523.44	16,742.76	83.71	3,257.24
Total Dept 02 - TRANSIT OPERATIONS		631,931.00	467,133.73	48,619.32	458,571.11	72.57	173,359.89

*NOTE: Available Balance / Pct Budget Used does not reflect amounts encumbered.

GL NUMBER	DESCRIPTION	2019 AMENDED BUDGET	YTD BALANCE 10/31/2018 NORM (ABNORM)	ACTIVITY FOR MONTH 10/31/19 INCR (DECR)	YTD BALANCE 10/31/2019 NORM (ABNORM)	% BDGT USED	AVAILABLE BALANCE NORM (ABNORM)
Fund 85 - TRANSIT FUND							
Expenditures							
Dept 03 - TRANSIT OTHER							
85-03-5000	SALARIES & WAGES	12,000.00	11,640.51	1,717.89	14,129.62	117.75	(2,129.62)
85-03-5005	SALARIES/WAGES-OVERTIME	100.00	1.21	0.00	0.00	0.00	100.00
85-03-5010	RETIREMENT CONTRIBUTION	150.00	139.82	20.07	85.59	57.06	64.41
85-03-5020	EMPLOYEE HEALTH INSURANCE & PROTECTION	1,500.00	1,613.64	0.72	368.57	24.57	1,131.43
85-03-5030	PAYROLL TAXES	1,200.00	959.48	152.62	1,279.01	106.58	(79.01)
85-03-5040	WORKERS' COMPENSATION INSURANCE	460.00	460.00	0.00	460.00	100.00	0.00
85-03-5302	SUPPLIES TRAM	600.00	678.03	128.01	711.05	118.51	(111.05)
85-03-5305	PRINTING EXPENSE	1,100.00	1,101.79	0.00	384.84	34.99	715.16
85-03-5415	FRANCHISE EXPENSE	37,000.00	31,564.65	10,384.90	38,567.75	104.24	(1,567.75)
85-03-5425	ADVERTISING TRAM	500.00	0.00	0.00	0.00	0.00	500.00
85-03-5513	MAINTENANCE VEHICLE	3,000.00	3,915.75	0.00	854.53	28.48	2,145.47
85-03-5515	MAINTENANCE FUEL & OIL	1,600.00	2,045.84	313.08	2,001.59	125.10	(401.59)
85-03-5542	INSURANCE TRAM	6,500.00	6,475.70	0.00	1,861.64	28.64	4,638.36
85-03-5801	PRINCIPAL EXPENSE-TRAM LOAN	33,507.00	28,936.45	2,817.51	27,855.28	83.13	5,651.72
85-03-5821	INTEREST EXPENSE TRAM LOAN	1,545.00	2,162.17	103.48	1,354.62	87.68	190.38
Total Dept 03 - TRANSIT OTHER		100,762.00	91,695.04	15,638.28	89,914.09	89.23	10,847.91

*NOTE: Available Balance / Pct Budget Used does not reflect amounts encumbered.

GL NUMBER	DESCRIPTION	2019 AMENDED BUDGET	YTD BALANCE 10/31/2018 NORM (ABNORM)	ACTIVITY FOR MONTH 10/31/19 INCR (DECR)	YTD BALANCE 10/31/2019 NORM (ABNORM)	% BDGT USED	AVAILABLE BALANCE NORM (ABNORM)
Fund 85 - TRANSIT FUND							
Expenditures							
Dept 05 - TRANSIT ES CAPITAL							
85-05-5511	PREVENTIVE MAINT - BUILDING	0.00	0.00	0.00	2,650.00	100.00	(2,650.00)
85-05-5513	PREVENTIVE MAINT - VEHICLE	15,000.00	4,954.64	0.00	12,403.52	82.69	2,596.48
Total Dept 05 - TRANSIT ES CAPITAL		15,000.00	4,954.64	0.00	15,053.52	100.36	(53.52)
TOTAL EXPENDITURES		1,324,998.00	933,673.74	82,175.58	805,033.34	60.76	519,964.66
Fund 85 - TRANSIT FUND:							
TOTAL REVENUES		1,425,863.00	1,059,710.79	71,009.39	912,673.59	64.01	513,189.41
TOTAL EXPENDITURES		1,324,998.00	933,673.74	82,175.58	805,033.34	60.76	519,964.66
NET OF REVENUES & EXPENDITURES		100,865.00	126,037.05	(11,166.19)	107,640.25	106.72	(6,775.25)
TOTAL REVENUES - ALL FUNDS		10,199,080.00	7,710,676.41	988,607.38	7,496,452.62	73.50	2,702,627.38
TOTAL EXPENDITURES - ALL FUNDS		9,403,951.00	7,025,102.27	1,102,448.80	6,897,572.20	73.35	2,506,378.80
NET OF REVENUES & EXPENDITURES		795,129.00	685,574.14	(113,841.42)	598,880.42	75.32	196,248.58

COMPARATIVE BANK BALANCES

Account	Acct. #	Dec-11	Dec-12	Dec-13	Dec-14	Dec-15	Dec-16	Dec-17	Dec-18	Jan-19	Feb-19	Mar-19	Apr-19	May-19	Jun-19	Jul-19	Aug-19	Sep-19	Oct-19
Clearing	119115	25,742	26,081	200,818	14,466	15,699	14,689	9,867	18,894	21,855	19,343	19,457	19,785	19,924	20,032	20,270	20,453	20,597	20,774
Payroll	70466	19,447	-10,537	38,245	3,690	3,452	30,876	9,824	6,944	9,043	0	0	0						
Payroll	238535									3,338	16,442	7968	9,849	11,924	46,457	18,864	10,100	10,451	9,271
General Fu	219493	713,345	1,088,672	852,292	522,421	147,003	461,854	683,291	991,056	896,848	798,426	650,545	607,221	515,764	656,186	737,363	799,073	915,018	1,152,594
General Fu	219758	235,981	237,905	420,597	420,016	427,510	280,904	285,601	292,727	293,487	294,176	294,941	295,683	296,451	297,197	297,969	298,680	299,345	299,994
Police Dept	219600	3,507	1	4,303			10,017	28	0	0									
Skateboarc	219618	6,627	6,681																
Drug Enfor	219675	8,265	4,552	9,894	18,472	10,768	28,954	27,585	19,609	15,874	18,869	18,479	12,095	12,399	11,974	5,936	6,688	6,968	8,042
Black Bass	229401				251	252	255	259	265	266	267	267	268	269	270	270	271	271	272
Fire Station	240168																13,034	13,034	13,034
Street	219519	344,944	421,785	482,141	178,148	157,626	345,119	535,244	754,141	777,605	779,700	785,445	804,290	825,118	825,855	821,720	829,248	844,661	849,362
Street Func	219733	127,217	128,254	129,297	130,348	131,422	132,842	135,063	138,433	138,793	139,119	139,480	139,831	140,194	140,547	140,912	141,249	141,563	141,870
Sales Tax-S	219055	146,141	147,351	148,549	149,757	150,991	152,622	155,174	159,046	159,459	159,833	160,249	160,652	161,069	161,474	161,894	162,280	162,642	162,994
LOPFI	219592	4,043	11,405	24,901	22,115	73,144	48,401	45,122	45,831	68,741	45,073	46,812	71,797	40,972	41,189	59,325	41,446	41,400	41,471
Depreciatic	219584	162,145	165,141	138,164	110,824	85,729	71,713	146,444	133,311	134,733	119,787	115,548	116,382	117,077	117,776	118,473	119,161	77,186	77,745
General Ca	219725	650,099	655,399	660,727	666,099	354,924	358,759	364,757	373,857	374,829	375,709	376,685	377,633	378,614	379,566	380,553	381,461	382,311	383,139
General Fu	219709	695,499	716,356	655,618	502,555	327,847	357,460	436,057	250,396	249,111	247,805	246,558	245,286	244,032	143,354	141,367	139,811	138,256	136,639
Community	219717	33,178	33,448	33,720	33,994	23,253	1,894	1,925	1,973	0									
Sales Tax-P	219063	4,089	4,122																
Flint Strt	232934																		
Firefighter	231704						112	114	0	0									
Early Warn	231712						14,435	226	0	0									
Franchise F	219691	79,542	82,832	108,399	158,777	203,083	221,000	146,803	211,558	250,196	274,576	288,069	328,904	348,245	354,756	387,534	405,587	413,758	256,765
Court Auto	219501	20,480	27,640	31,410	33,184	35,618	38,126	39,918	36,463	35,563	36,505	35,624	37,074	36,691	36,384	36,076	34,565	35,707	33,425
2000 Capit	219576	81,497	82,102	82,701	83,304	83,865	84,633	85,875	0	0									
Admin of Ju	219667	8,016	1,057	1,088	1,113	1,137	1,179	1,227	1,307	1,314	1,320	1,377	1,386	1,392	1,401	1,410	1,414	7,256	1,441
Fireman's F	219683	1,923	11,360	18,519	7,675	51,946	18,435	26,656	23,311	16,688	9,267	31,829	28,332	26,947	20,268	13,574	32,622	25,206	20,835
Clerk's and	219527	6,516	6,929	10,140	11,237	12,361													
WWTP Con	219642	5,925	11,123	13,929	16,439	19,503	84,448	29,325	31,272	31,354	31,427	36,837	37,230	37,627	37,722	37,820	37,910	40,097	40,709
Water & Se	219543	2,412	1,632	4,992	15,498	298	705	7,807	1,130	134	1,454	325	793	2,438	548	335	29,292	8,873	44,297
Water Met	219550	70,043	37,879	47,987	56,752	61,538	62,762	71,921	77,276	78,644	76,925	77,981	80,409	79,419	80,496	79,306	79,948	80,993	82,689
WS Depr	219626	272,876	315,366	353,712	399,323	444,116	492,286	506,115	518,742	520,090	521,311	522,666	523,980	525,342	526,664	528,032	529,292	530,471	531,621
WS O & M	219634	24,216	3,195	532	513	1,350	51	135	182	0	18	119	1,321	6	63	125	7	7	141
Water Sew	232850							144,804	358,679	376,087	393,538	410,992	428,728	448,726	421,012	442,405	444,297	466,047	465,958
WW Rehab	241729																		
Sales Tax- \	219048	182,668	184,157	152,466	141,561														
ACEDP	220772	70																	
Revenue B	218891	16,084	15,837	15,187	43,086	42,693	48,924	348	347	504	661	804	962	1,123	1,282	1,436	1,596	1,756	1,911
Transit Fun	219568	61,477	142,404	154,376	157,456	276,345	122,741	91,443	114,987	121,992	68,719	105,409	120,721	101,707	182,884	163,456	169,125	234,097	223,688
		4,014,014	4,560,129	4,794,704	3,899,074	3,143,473	3,486,196	3,988,958	4,561,737	4,576,548	4,430,270	4,374,466	4,450,612	4,373,470	4,505,357	4,596,425	4,728,610	4,897,971	5,000,681

2008 WS Bond - CD	65,140	65,140	65,140	65,140	65,140	65,140	65,140	65,140	65,140	65,140	65,140	65,140	65,140	65,140	65,140	65,140	65,140	65,140
General Fund - CD	100,000	100,000	100,000	100,000	100,000	100,000	100,000	100,000	100,000	100,000	100,000	100,000	100,000	100,000	100,000	100,000	100,000	100,000
General Fund - CD	270,000	270,000	270,000	270,000	270,000	270,000	270,000	270,000	270,000	270,000	270,000	270,000	270,000	270,000	270,000	270,000	270,000	370,000
Water Meter - CD	100,000	100,000	100,000	100,000	100,000	100,000	100,000	100,000	100,000	100,000	100,000	100,000	100,000	100,000	100,000	100,000	100,000	100,000
Street Fund - CD	100,000	100,000	100,000	100,000	100,000	100,000	100,000	100,000	100,000	100,000	100,000	100,000	100,000	100,000	100,000	100,000	100,000	100,000
General Fund Deprecia	200,000	200,000	200,000	200,000	200,000	200,000	200,000	200,000	200,000	200,000	200,000	200,000	200,000	200,000	200,000	200,000	200,000	200,000
	835,140	835,140	835,140	835,140	835,140	835,140	835,140	835,140	835,140	835,140	835,140	835,140	835,140	835,140	835,140	835,140	835,140	935,140
	4,849,154	5,395,269	5,629,844	4,734,214	3,978,613	4,321,336	4,824,098	5,396,877	5,411,688	5,265,410	5,209,606	5,285,752	5,208,610	5,340,497	5,431,565	5,563,750	5,733,111	5,935,821

CITY OF EUREKA SPRINGS
SALES TAX COMPARISON
2009-2019

MONTH RECEIVED

	2009	2010	2011	2012	2013	2014	2015	2016	2017	2018	2019	DIFFERENCE	% CHANGE
JANUARY	$134,146.58	$126,408.17	$130,589.86	$137,617.06	$147,192.50	$153,487.52	$159,743.64	$153,794.58	$165,157.66	$166,621.54	$176,551.90	$9,930.36	**5.96%**
FEBRUARY	$109,370.63	$101,327.87	$112,481.60	$131,376.62	$121,309.60	$112,469.98	$126,123.80	$145,980.96	$141,834.82	$155,012.28	$155,625.44	$613.16	**0.40%**
MARCH	$78,573.54	$77,043.20	$75,924.98	$92,247.93	$87,547.04	$88,187.66	$116,003.68	$109,264.60	$101,267.40	$87,753.18	$117,147.02	$29,393.84	**33.50%**
APRIL	$91,861.63	$87,096.67	$88,939.14	$96,947.78	$102,588.60	$104,821.58	$108,042.24	$127,690.22	$123,131.32	$119,355.52	$119,201.54	($153.98)	**-0.13%**
MAY	$131,609.65	$122,977.10	$129,346.29	$138,252.32	$145,987.21	$140,236.02	$143,290.74	$149,628.86	$167,357.38	$180,820.22	$178,782.62	($2,037.60)	**-1.13%**
JUNE	$132,208.33	$133,362.65	$130,257.55	$152,737.20	$146,053.40	$150,215.54	$155,393.34	$166,895.04	$159,778.82	$177,460.82	$178,520.86	$1,060.04	**0.60%**
JULY	$168,806.15	$172,035.14	$162,313.00	$190,544.05	$179,480.98	$190,766.86	$195,460.64	$181,360.48	$202,975.90	$215,258.94	$220,842.98	$5,584.04	**2.59%**
AUGUST	$180,354.15	$182,178.81	$187,449.49	$196,173.82	$197,391.24	$200,300.68	$213,927.40	$220,239.74	$210,410.04	$241,270.76	$214,692.48	($26,578.28)	**-11.02%**
SEPTEMBER	$183,382.37	$194,839.28	$187,137.08	$203,284.64	$200,462.86	$209,984.94	$223,203.04	$277,926.02	$223,725.88	$228,737.06	$250,730.02	$21,992.96	**9.61%**
OCTOBER	$162,682.00	$153,998.54	$156,527.06	$161,962.08	$173,848.62	$191,821.28	$189,207.46	$147,628.96	$194,157.94	$206,536.04	$226,238.60	$19,702.56	**9.54%**
NOVEMBER	$173,290.06	$180,436.79	$174,140.47	$179,346.63	$193,761.28	$192,353.50	$202,002.42	$200,140.62	$224,731.62	$219,804.26			
DECEMBER	$182,461.79	$196,995.37	$219,423.74	$200,128.24	$191,266.62	$215,592.06	$252,274.24	$242,515.26	$229,570.70	$245,637.94			
TOTALS	$1,728,746.88	$1,728,699.59	$1,754,530.26	$1,880,618.37	$1,886,889.95	$1,950,237.62	$2,084,672.64	$2,123,065.34	$2,144,099.48	$2,244,268.56	$1,838,333.46		
Same periods	$1,728,746.88	$1,728,699.59	$1,754,530.26	$1,880,618.37	$1,886,889.95	$1,950,237.62	$2,084,672.64	$2,123,065.34	$2,144,099.48	$1,778,826.36	$59,507.10		
	-0.58%	**0.00%**	**1.49%**	**7.19%**	**0.33%**	**3.36%**	**6.89%**	**1.84%**	**0.99%**	**4.67%**	**3.35%**		

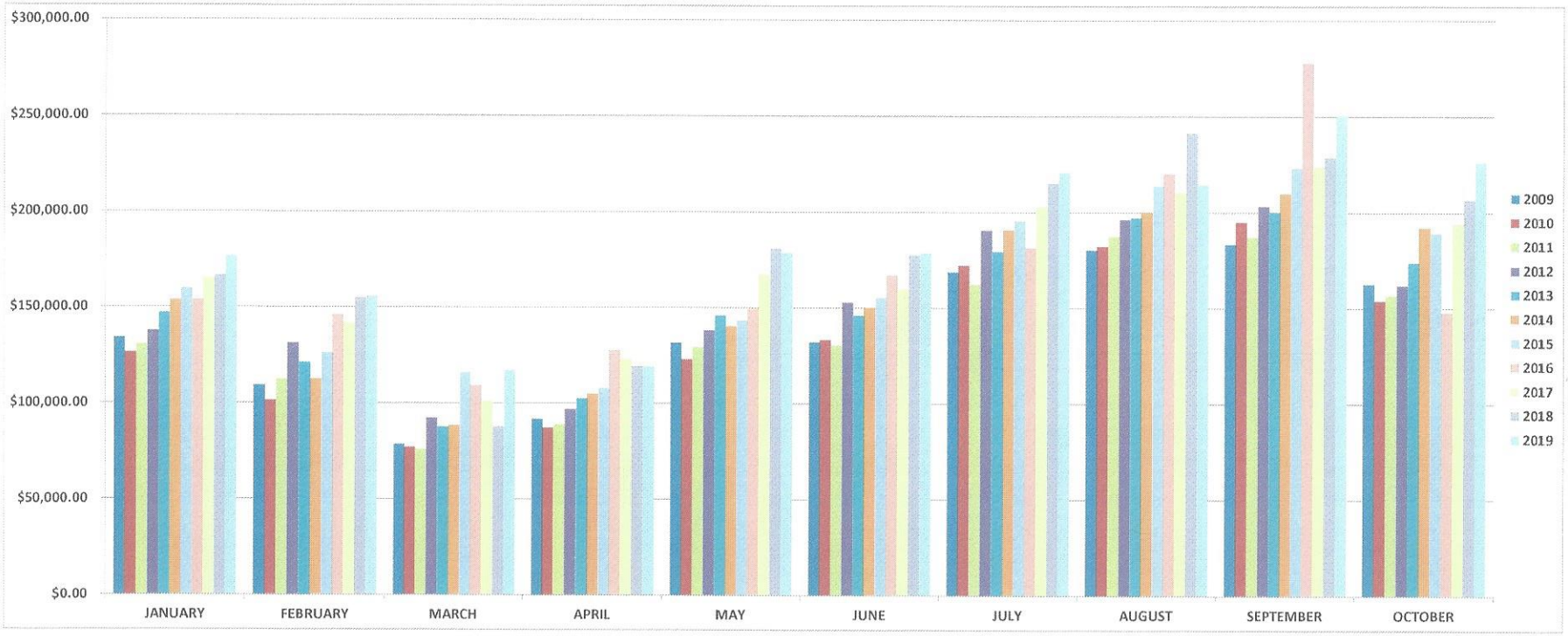

*PARKS SALES TAX REVENUE NOT INCLUDED FOR COMPARISON PURPOSES
PREPARED BY YVONNE KLINE

CITY OF EUREKA SPRINGS
SALES TAX COMPARISON
2009-2019

MONTH RECEIVED

	2009	2010	2011	2012	2013	2014	2015	2016	2017	2018	2019	DIFFERENCE	% CHANGE
JANUARY	$134,146.58	$126,408.17	$130,589.86	$137,617.06	$147,192.50	$153,487.52	$159,743.64	$153,794.58	$165,157.66	$166,621.54	$176,551.90	$9,930.36	**5.96%**
FEBRUARY	$109,370.63	$101,327.87	$112,481.60	$131,376.62	$121,309.60	$112,469.98	$126,123.80	$145,980.96	$141,834.82	$155,012.28	$155,625.44	$613.16	**0.40%**
MARCH	$78,573.54	$77,043.20	$75,924.98	$92,247.93	$87,547.04	$88,187.66	$116,003.68	$109,264.60	$101,267.40	$87,753.18	$117,147.02	$29,393.84	**33.50%**
APRIL	$91,861.63	$87,096.67	$88,939.14	$96,947.78	$102,588.60	$104,621.58	$108,042.24	$127,690.22	$123,131.32	$119,355.52	$119,201.54	($153.98)	**-0.13%**
MAY	$131,609.65	$122,977.10	$129,346.29	$138,252.32	$145,987.21	$140,236.02	$143,290.74	$149,628.86	$167,357.38	$180,820.22	$178,782.62	($2,037.60)	**-1.13%**
JUNE	$132,208.33	$133,362.65	$130,257.55	$152,737.20	$146,053.40	$150,215.54	$155,393.34	$166,895.04	$159,778.82	$177,460.82	$178,520.86	$1,060.04	**0.60%**
JULY	$168,806.15	$172,035.14	$162,313.00	$190,544.05	$179,480.98	$190,766.86	$195,460.64	$181,360.48	$202,975.90	$215,258.94	$220,842.98	$5,584.04	**2.59%**
AUGUST	$180,354.15	$182,178.81	$187,449.49	$196,173.82	$197,391.24	$200,300.68	$213,927.40	$220,239.74	$210,410.04	$241,270.76	$214,692.48	($26,578.28)	**-11.02%**
SEPTEMBER	$183,382.37	$194,839.28	$187,137.08	$203,284.64	$200,462.86	$209,984.94	$223,203.04	$277,926.02	$223,725.88	$228,737.06	$250,730.02	$21,992.96	**9.61%**
OCTOBER	$162,682.00	$153,998.54	$156,527.06	$161,962.08	$173,848.62	$191,821.28	$189,207.46	$147,628.96	$194,157.94	$206,536.04	$226,238.60	$19,702.56	**9.54%**
NOVEMBER	$173,290.06	$180,436.79	$174,140.47	$179,346.63	$193,761.28	$192,353.50	$202,002.42	$200,140.62	$224,731.62	$219,804.26			
DECEMBER	$182,461.79	$196,995.37	$219,423.74	$200,128.24	$191,266.62	$215,592.06	$252,274.24	$242,515.26	$229,570.70	$245,637.94			
TOTALS	$1,728,746.88	$1,728,699.59	$1,754,530.26	$1,880,618.37	$1,886,889.95	$1,950,237.62	$2,084,672.64	$2,123,065.34	$2,144,099.48	$2,244,268.56	$1,838,333.46		
Same periods	$1,728,746.88	$1,728,699.59	$1,754,530.26	$1,880,618.37	$1,886,889.95	$1,950,237.62	$2,084,672.64	$2,123,065.34	$2,144,099.48	$1,778,826.36	$59,507.10		
	-0.58%	**0.00%**	**1.49%**	**7.19%**	**0.33%**	**3.36%**	**6.89%**	**1.84%**	**0.99%**	**4.67%**	**3.35%**		

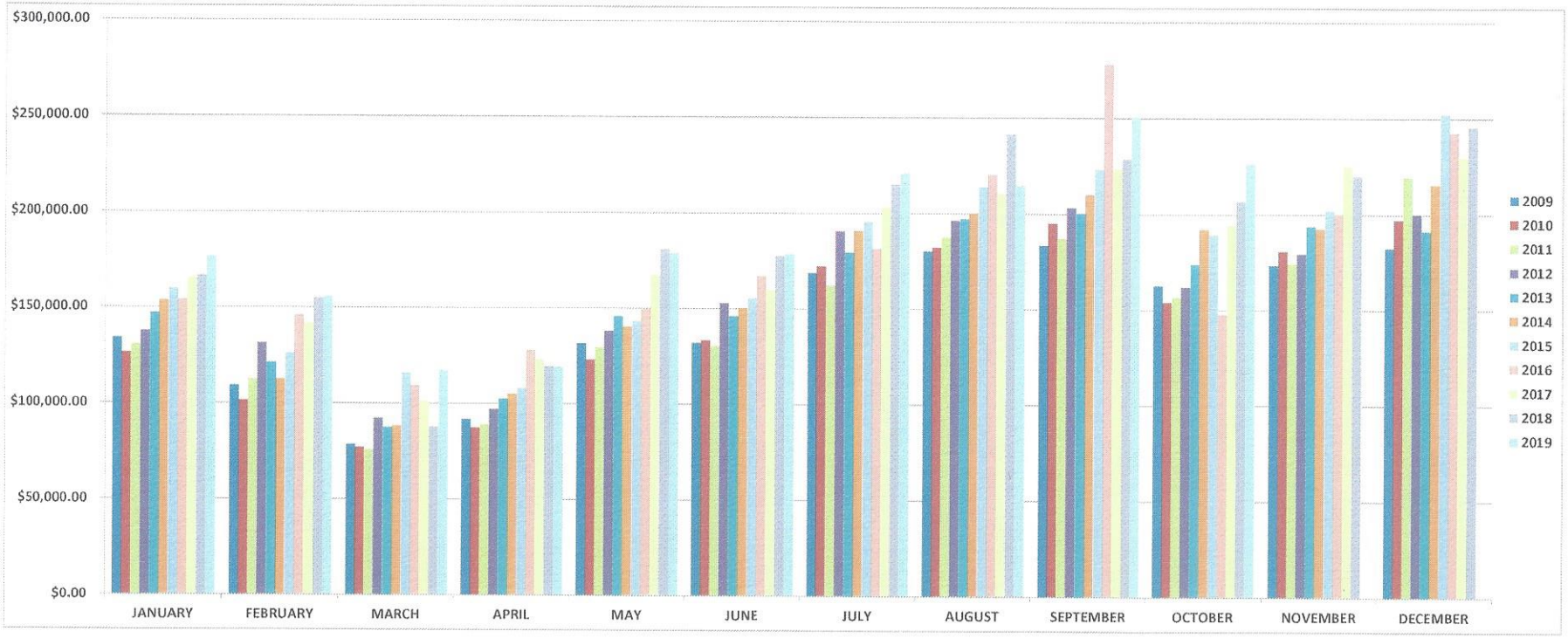

*PARKS SALES TAX REVENUE NOT INCLUDED FOR COMPARISON PURPOSES
PREPARED BY YVONNE KLINE

City of Eureka Springs
General Fund Revenue/Street Fund Revenue
October 2019

General Fund

Cash Receipts	
State Turnback	2,253.22
Property Taxes	21,316.07
Court Fines & Fees	1,610.71
Local Permits, Licenses and Taxes	20,740.57
Interest	2,746.42
Ambulance Services	37,235.28
City Sales Taxes	166,562.51
Parking Revenue	16,399.57
Recycling Receipts	7,875.13
Transfer In-LOPFI	17,846.02
Transfer In	200,000.00
Miscellaneous	10,816.06
Totals	505,401.56

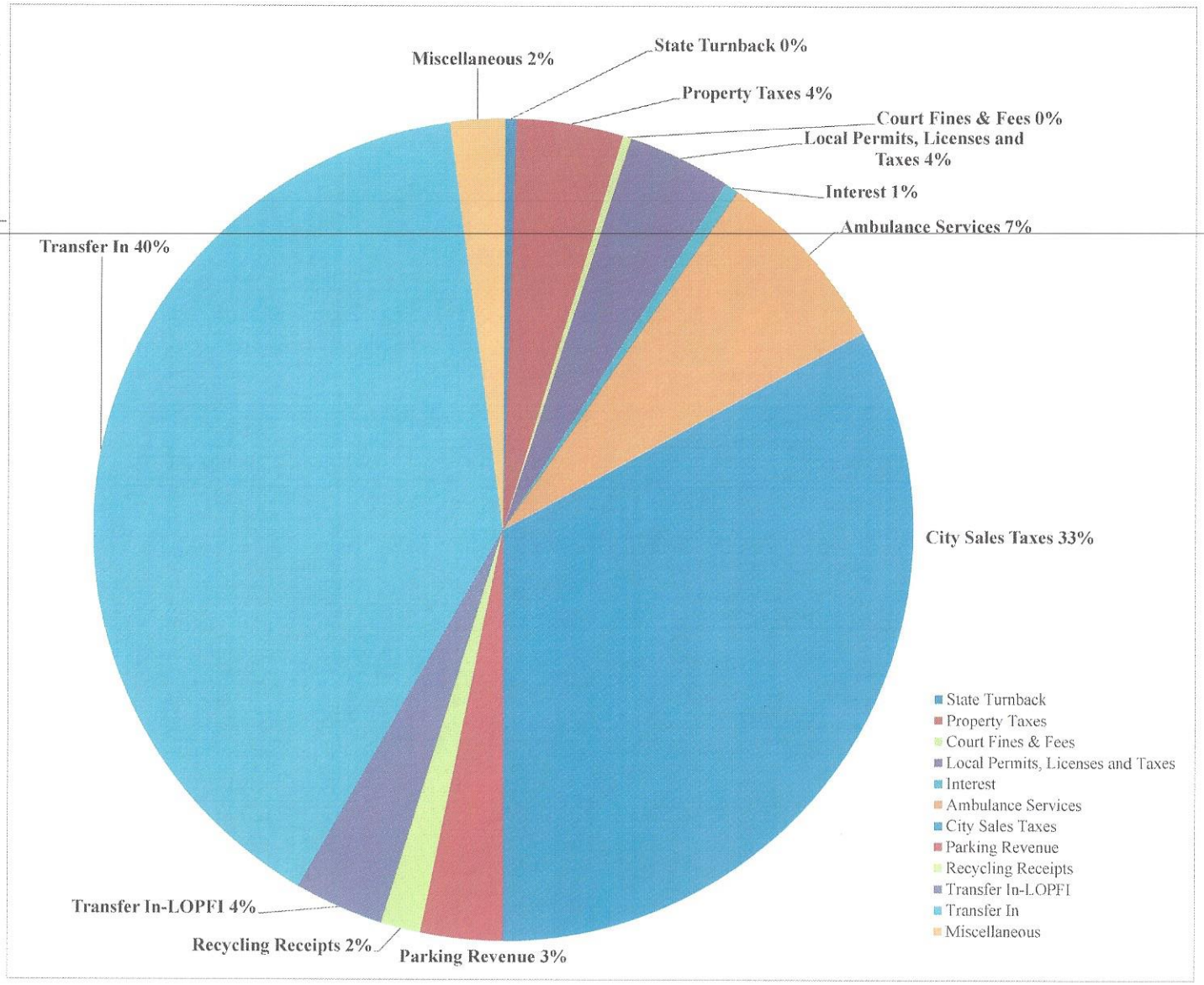

Prepared by Yvonne Kline

City of Eureka Springs
General Fund Revenue/Street Fund Revenue
October 2019

Street Fund

Cash Receipts	
State Turnback	12,234.26
Property Taxes	8,095.15
Interest	2,437.34
City Sales Tax	39,591.76
Miscellaneous	2,148.41
Totals	**64,506.92**

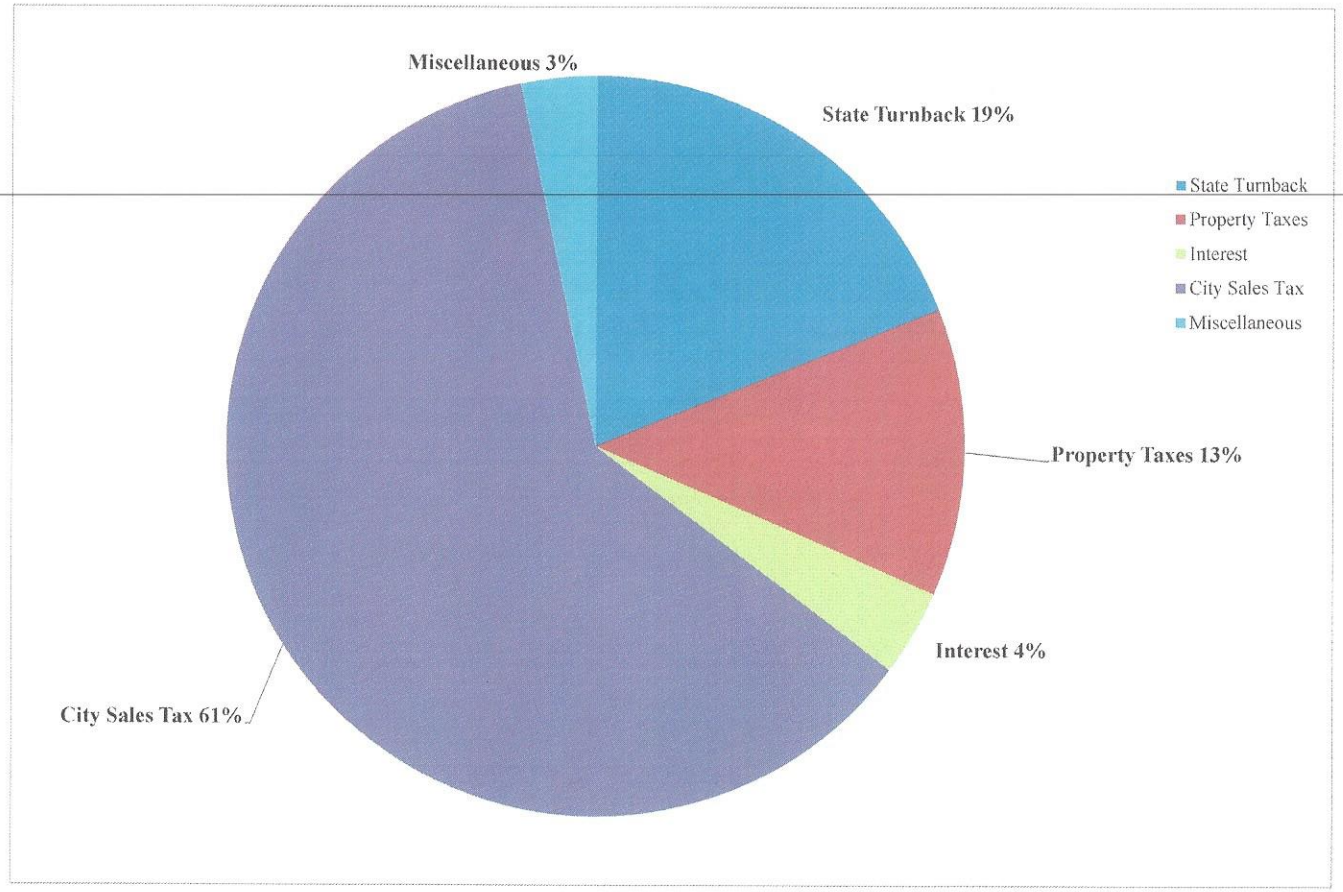

Prepared by Yvonne Kline

TREASURER OF STATE

Dennis Milligan
Treasurer

500 Woodlane Street, Suite 220
Little Rock, Arkansas 72201

Eureka Springs City Treasurer
City Hall
44 South Main
Eureka Springs, AR 72632

City Sales and Use Tax Funds Distribution

For September, 2019

Effective Date: 10/24/2019

Eureka Springs Sales and Use Tax

	Rate	Population	Percentage	Amount Distributed
Eureka Springs City Treasurer	1.000		100.000%	$113,119.30
Eureka Springs City Treasurer	1.000		100.000%	$113,119.30
Eureka Springs City Treasurer	0.250		100.000%	$28,279.83
Eureka Springs City Treasurer	0.125		100.000%	$14,139.91
			Total	$268,658.34

Telephone: (501) 682-5888 Fax: (501) 682-3820