Revenue and Expenditure Report Summary

Date of Report: 1/31/2023
Overall % of Fiscal Year Completed: 8.49%

		2023 Budget	2023 Actual		2023 Budget	2023 Actual		
		Revenue	Total Revenue	Revenue %	Expense	Total Expense	Expense %	Under/Over
01 GENERAL FUND								
Dept 00	Non-Departmental	$5,867,461.00	$410,825.01	7.00%	$1,769,400.00	$89,367.31	5.05%	
Dept 10	Mayor				$246,547.00	$17,678.36	7.17%	
Dept 11	Finance				$294,730.00	$22,305.70	7.57%	
Dept 12	Police				$1,732,869.00	$117,150.65	6.76%	
Dept 13	Municipal Court				$140,885.00	$10,319.63	7.32%	
Dept 14	Fire & EMS				$1,442,896.00	$104,040.00	7.21%	
Dept 15	Building				$75,446.00	$14,257.43	18.90%	
Dept 16	City Clerk				$86,533.00	$6,841.09	7.91%	
Dept 17	Planning and Community Development				$72,667.00	$4,560.18	6.28%	
GENERAL FUND TOTALS		$5,867,461.00	$410,825.01	7.00%	$5,861,973.00	$386,520.35	6.59%	$24,304.66
10 STREET FUND		$1,256,800.00	$88,974.79	7.08%	$1,233,419.00	$145,557.96	11.80%	($56,583.17)
11 LOPFI		$390,000.00	$44,589.18	11.43%	$390,000.00	$45,187.79	11.59%	($598.61)
12 GENERAL FUND CAPITAL		$495,400.00	$2,681.27	0.54%	$492,400.00	$0.00	0.00%	$2,681.27
40 DEBT SERVICE		$1,931,600.00	$198,926.04	10.30%	$1,590,000.00	$100,838.43	6.34%	$98,087.61
50 CAPITAL PROJECTS FUND		$1,000,000.00	$0.00	0.00%	$1,000,000.00	$0.00	0.00%	$0.00
62 ADMIN OF JUSTICE		$0.00	$8,912.10	100.00%	$0.00	$8,896.00	100.00%	$16.10
65 COURT AUTOMATION FUND		$11,000.00	$594.51	5.40%	$11,000.00	$736.17	6.69%	($141.66)
70 FIREMEN'S PENSION		$101,000.00	$3,762.41	3.73%	$101,000.00	$7,280.00	7.21%	($3,517.59)
80 WATER/SEWER	Dept 21 Water	$1,199,300.00	$83,832.54		$1,094,491.00	$72,950.15		$10,882.39
	Minus: I&I Restricted	$300,000.00	$16,612.69	5.54%	$150,000.00	$0.00	0.00%	
	Adjusted Water Actual	$899,300.00	$67,219.85	7.47%	$944,491.00	$72,950.15	7.72%	
	Dept 22 Sewer	$778,200.00	$52,728.53		$858,950.00	$51,098.18		$1,630.35
	Minus: I&I Restricted	$0.00	$0.00	0.00%	$150,000.00	$0.00	0.00%	
	Adjusted Sewer Actual	$778,200.00	$52,728.53	6.78%	$708,950.00	$51,098.18	7.21%	
80 WATER/SEWER ADJUSTED		$1,677,500.00	$119,948.38	7.15%	$1,653,441.00	$124,048.33	7.50%	
85 TRANSIT		$1,414,907.00	$62,597.69	4.42%	$1,409,265.00	$65,054.65	4.62%	($2,456.96)
ALL FUNDS		$14,445,668.00	$958,424.07	6.63%	$14,042,498.00	$884,119.68	6.30%	$74,304.39

REVENUE AND EXPENDITURE REPORT
PERIOD ENDING 01/31/2023
% Fiscal Year Completed: 8.49

GL NUMBER	DESCRIPTION	2023 ORIGINAL BUDGET	YTD BALANCE 01/31/2023 NORM (ABNORM)	ACTIVITY FOR MONTH 01/31/23 INCR (DECR)	AVAILABLE BALANCE NORM (ABNORM)	% BDGT USED	YTD BALANCE 01/31/2022 NORM (ABNORM)
Fund 01 - GENERAL							
Revenues							
Dept 00 - NON-DEPARTMENTAL							
01-00-4001	INTERGOV REVENUE-STATE	33,000.00	6,335.72	6,335.72	26,664.28	19.20	4,250.50
01-00-4003	INTERGOV REVENUE-ACT 833	20,000.00	0.00	0.00	20,000.00	0.00	0.00
01-00-4010	PROPERTY TAXES	350,000.00	26,955.64	26,955.64	323,044.36	7.70	93,062.45
01-00-4022	FRANCHISE FEES-COMMERCIAL SOLID WASTE	40,000.00	4,281.87	4,281.87	35,718.13	10.70	0.00
01-00-4023	FRANCHISE FEES-RESIDENTIAL SOLID WASTE	12,000.00	1,237.83	1,237.83	10,762.17	10.32	0.00
01-00-4031	SALES TAX-OPERATING	1,033,500.00	81,875.64	81,875.64	951,624.36	7.92	88,874.01
01-00-4032	SALES TAX-PARKS COMMISSION	556,500.00	47,235.95	47,235.95	509,264.05	8.49	51,273.47
01-00-4040	BEGINNING FUND BALANCE	400,000.00	0.00	0.00	400,000.00	0.00	0.00
01-00-4041	FINES-MUNICIPAL	105,000.00	9,495.98	9,495.98	95,504.02	9.04	5,715.29
01-00-4042	FINES-PARKING	5,000.00	70.00	70.00	4,930.00	1.40	0.00
01-00-4043	COURT COST-CLERK RETIREMENT	1,200.00	85.73	85.73	1,114.27	7.14	85.73
01-00-4044	FINES- CIVIL AND SMALL CLAIMS	1,000.00	0.00	0.00	1,000.00	0.00	0.00
01-00-4051	MISC. INTEREST-OPERATING	15,000.00	1,391.07	1,391.07	13,608.93	9.27	476.38
01-00-4053	INTEREST-CD	6,500.00	32.48	32.48	6,467.52	0.50	0.00
01-00-4061	PERMITS-BUILDING	30,000.00	6,079.78	6,079.78	23,920.22	20.27	2,284.91
01-00-4062	PERMITS-CUP	1,250.00	0.00	0.00	1,250.00	0.00	300.00
01-00-4063	PERMITS-YARD SALES	200.00	0.00	0.00	200.00	0.00	0.00
01-00-4064	PERMIT-AMPLIFIED NOISE	750.00	0.00	0.00	750.00	0.00	0.00
01-00-4066	ENTERTAINMENT DISTRICT PERMITS	250.00	0.00	0.00	250.00	0.00	0.00
01-00-4067	PERMITS- SPECIAL	500.00	0.00	0.00	500.00	0.00	0.00
01-00-4071	TAXES-BEVERAGE	285,000.00	35,810.46	35,810.46	249,189.54	12.57	16,546.84
01-00-4075	MOPED FRANCHISE TAX	100.00	0.00	0.00	100.00	0.00	0.00
01-00-4081	LICENSE-OCCUPATION	30,000.00	12,480.00	12,480.00	17,520.00	41.60	11,615.00
01-00-4082	LICENSE-BEVERAGE	20,000.00	500.00	500.00	19,500.00	2.50	0.00
01-00-4083	LICENSE-ANIMAL	200.00	60.00	60.00	140.00	30.00	0.00
01-00-4084	LICENSE-GREASE TRAP INSPECTIONS	2,000.00	150.00	150.00	1,850.00	7.50	1,750.00
01-00-4091	GARNISHMENT FEES	250.00	0.00	0.00	250.00	0.00	0.00
01-00-4100	AMBULANCE SERVICES	420,000.00	27,806.73	27,806.73	392,193.27	6.62	47,782.20
01-00-4101	AMBULANCE REVENUE ADJUSTMENTS	0.00	0.00	0.00	0.00	0.00	(630.46)
01-00-4109	PARKING LOT LEASE	1,000.00	0.00	0.00	1,000.00	0.00	0.00
01-00-4110	PARKING REVENUE-GENERAL	20,000.00	2,400.00	2,400.00	17,600.00	12.00	3,299.59
01-00-4111	PARKING REVENUE	85,000.00	4,383.40	4,383.40	80,616.60	5.16	4,181.49
01-00-4113	PARKING REVENUE-METERS	25,000.00	5,254.52	5,254.52	19,745.48	21.02	1,974.85
01-00-4115	TRANSFERS IN	1,290,011.00	100,838.43	100,838.43	1,189,172.57	7.82	111,751.33
01-00-4118	TRANSFER IN LOPFI	90,000.00	0.00	0.00	90,000.00	0.00	0.00
01-00-4121	REIMBURSEMENT-COUNTY	70,000.00	0.00	0.00	70,000.00	0.00	23,333.37
01-00-4122	REIMBURSEMENT-WCCAD	260,000.00	0.00	0.00	260,000.00	0.00	0.00
01-00-4123	REIMBURSEMENT-RESOURCE OFFICER	45,000.00	0.00	0.00	45,000.00	0.00	0.00
01-00-4125	REIMBURSEMENT-CAPC	139,000.00	0.00	0.00	139,000.00	0.00	0.00
01-00-4131	RECYCLING-SALE OF BAGS	35,000.00	1,518.00	1,518.00	33,482.00	4.34	3,438.00
01-00-4132	RECYCLING-COMMERCIAL GLASS	5,500.00	451.52	451.52	5,048.48	8.21	0.00
01-00-4400	DESIGN REVIEW FEES	100.00	55.00	55.00	45.00	55.00	0.00
01-00-4402	BOZA APPLICATION FEES	100.00	0.00	0.00	100.00	0.00	0.00
01-00-4403	EDUCATION/TRAINING	150.00	30.00	30.00	120.00	20.00	0.00
01-00-4504	GRANT FUNDS-STATE ISSUED	0.00	4,000.00	4,000.00	(4,000.00)	100.00	0.00
01-00-4507	BLACK BASS DAM PROJECT	300,000.00	0.00	0.00	300,000.00	0.00	0.00
01-00-4510	PD STEP GRANT- STATE	69,800.00	117.26	117.26	69,682.74	0.17	0.00
01-00-4564	GOV DEALS AUCTION PROCEEDS	7,500.00	0.00	0.00	7,500.00	0.00	0.00
01-00-4910	INSURANCE PROCEEDS	5,100.00	0.00	0.00	5,100.00	0.00	0.00
01-00-4991	MISCELLANEOUS REVENUE-OPERATING	20,000.00	2,590.75	2,590.75	17,409.25	12.95	2,677.72
01-00-4993	MISC GRANT REVENUE	25,000.00	27,105.27	27,105.27	(2,105.27)	108.42	0.00
01-00-4995	DRUG FUND REVENUE	5,000.00	115.00	115.00	4,885.00	2.30	35.00
Total Dept 00 - NON-DEPARTMENTAL		5,867,461.00	410,744.03	410,744.03	5,456,716.97	7.00	474,077.67

GL NUMBER	DESCRIPTION	2023 ORIGINAL BUDGET	YTD BALANCE 01/31/2023 NORM (ABNORM)	ACTIVITY FOR MONTH 01/31/23 INCR (DECR)	AVAILABLE BALANCE NORM (ABNORM)	% BDGT USED	YTD BALANCE 01/31/2022 NORM (ABNORM)
Fund 01 - GENERAL							
Revenues							
Dept 14 - FIRE & EMS							
01-14-4991	Miscellaneous Revenue-Operating	0.00	22.00	22.00	(22.00)	100.00	0.00
Total Dept 14 - FIRE & EMS		0.00	22.00	22.00	(22.00)	100.00	0.00
Dept 17 - PLANNING & COMMUNITY DEVELOPMENT							
01-17-4991	Miscellaneous Revenue-Operating	0.00	58.98	58.98	(58.98)	100.00	0.00
Total Dept 17 - PLANNING & COMMUNITY DEVELOPMENT		0.00	58.98	58.98	(58.98)	100.00	0.00
TOTAL REVENUES		5,867,461.00	410,825.01	410,825.01	5,456,635.99	7.00	474,077.67
Expenditures							
Dept 00 - NON-DEPARTMENTAL							
01-00-5030	PAYROLL TAXES	1,800.00	66.05	66.05	1,733.95	3.67	0.00
01-00-5101	AMBULANCE REVENUE ADJUSTMENTS	1,500.00	0.00	0.00	1,500.00	0.00	0.00
01-00-5542	Insurance-Vehicle	3,100.00	0.00	0.00	3,100.00	0.00	0.00
01-00-5551	IT SERVICES	60,000.00	0.00	0.00	60,000.00	0.00	0.00
01-00-5552	IT EQUIPMENT	10,000.00	0.00	0.00	10,000.00	0.00	0.00
01-00-5571	PROFESSIONAL SERVICES - CITY ATTORNEY	21,600.00	830.77	830.77	20,769.23	3.85	0.00
01-00-5600	MISCELLANEOUS EXPENSE	7,500.00	(221.66)	(221.66)	7,721.66	(2.96)	558.69
01-00-5606	HOLIDAY DECORATIONS	15,000.00	0.00	0.00	15,000.00	0.00	0.00
01-00-5607	FIREWORKS DISPLAY	7,500.00	0.00	0.00	7,500.00	0.00	0.00
01-00-5708	ECONOMIC DEVELOPMENT	1,000.00	0.00	0.00	1,000.00	0.00	0.00
01-00-5710	PLANNING COMMISSION	1,000.00	0.00	0.00	1,000.00	0.00	376.26
01-00-5711	HDC COMMISSION	1,000.00	0.00	0.00	1,000.00	0.00	487.65
01-00-5715	TRANSFERS OUT - CEMETERY COMMISSION	10,000.00	0.00	0.00	10,000.00	0.00	0.00
01-00-5720	TRANSFERS OUT - SALES TAX PARKS	556,500.00	65,953.90	65,953.90	490,546.10	11.85	93,864.60
01-00-5721	PUBLIC RESTROOM EXPENSE	10,000.00	685.35	685.35	9,314.65	6.85	1,236.47
01-00-5722	AUDITORIUM UTILITIES	0.00	0.00	0.00	0.00	0.00	331.90
01-00-5723	PUBLIC RESTROOM UTILITIES	6,000.00	400.43	400.43	5,599.57	6.67	300.08
01-00-5724	AUDITORIUM EXPENSE	5,000.00	757.97	757.97	4,242.03	15.16	0.00
01-00-5727	AUDITORIUM INSURANCE	6,000.00	0.00	0.00	6,000.00	0.00	0.00
01-00-5728	CEMETERY WAGES	44,000.00	3,203.50	3,203.50	40,796.50	7.28	3,639.93
01-00-5740	CCSW-RECYCLING SUBSIDY	15,000.00	15,000.00	15,000.00	0.00	100.00	0.00
01-00-5741	RECYCLING SUPPLIES-YELLOW BAGS	30,000.00	0.00	0.00	30,000.00	0.00	0.00
01-00-5743	PARKING LOT LEASE	23,000.00	1,917.00	1,917.00	21,083.00	8.33	1,917.00
01-00-5751	CONSTRUCTION TAX FEE	1,000.00	0.00	0.00	1,000.00	0.00	2.80
01-00-5752	AMBULANCE FEES AND REFUNDS	7,500.00	0.00	0.00	7,500.00	0.00	2,960.27
01-00-5753	SALES TAX EXPENSE-PARKING	12,000.00	774.00	774.00	11,226.00	6.45	0.00
01-00-5755	MISC GRANT EXPENSES	10,000.00	0.00	0.00	10,000.00	0.00	3,082.75
01-00-5759	UTILITY EXP SOLAR FACILITY CARROLL ELEC	50,000.00	0.00	0.00	50,000.00	0.00	366.11
01-00-5800	CAPITAL EXPENDITURES	65,000.00	0.00	0.00	65,000.00	0.00	0.00
01-00-5828	CAPITAL EXPENDITURE= BLACK BASS DAM	300,000.00	0.00	0.00	300,000.00	0.00	0.00
01-00-5881	CAPITAL EXPENSE- POLICE	137,400.00	0.00	0.00	137,400.00	0.00	0.00
01-00-5882	CAPITAL EXPENSE- FIRE	350,000.00	0.00	0.00	350,000.00	0.00	0.00
Total Dept 00 - NON-DEPARTMENTAL		1,769,400.00	89,367.31	89,367.31	1,680,032.69	5.05	109,124.51
Dept 10 - MAYOR'S OFFICE							
01-10-5000	SALARIES & WAGES	150,000.00	11,320.02	11,320.02	138,679.98	7.55	12,051.99
01-10-5010	RETIREMENT CONTRIBUTION	4,000.00	314.00	314.00	3,686.00	7.85	303.50

GL NUMBER	DESCRIPTION	2023 ORIGINAL BUDGET	YTD BALANCE 01/31/2023 NORM (ABNORM)	ACTIVITY FOR MONTH 01/31/23 INCR (DECR)	AVAILABLE BALANCE NORM (ABNORM)	% BDGT USED	YTD BALANCE 01/31/2022 NORM (ABNORM)
Fund 01 - GENERAL							
Expenditures							
01-10-5020	EMPLOYEE HEALTH INSURANCE & PROTECTION	11,000.00	921.07	921.07	10,078.93	8.37	1,251.68
01-10-5030	PAYROLL TAXES	12,500.00	968.35	968.35	11,531.65	7.75	951.27
01-10-5040	WORKERS' COMPENSATION INSURANCE	1,797.00	27.33	27.33	1,769.67	1.52	569.35
01-10-5301	SUPPLIES-OFFICE & OPERATING	3,500.00	114.53	114.53	3,385.47	3.27	436.19
01-10-5310	POSTAGE	250.00	0.00	0.00	250.00	0.00	0.00
01-10-5500	LEGAL NOTICES	1,000.00	0.00	0.00	1,000.00	0.00	0.00
01-10-5511	MAINTENANCE-BUILDING	1,000.00	0.00	0.00	1,000.00	0.00	0.00
01-10-5512	MAINTENANCE-EQUIPMENT	500.00	0.00	0.00	500.00	0.00	0.00
01-10-5530	TRAVEL/EDUCATION/DUES	5,000.00	692.29	692.29	4,307.71	13.85	39.00
01-10-5543	INSURANCE-AD&D OFFICIALS & DEPT HEADS	1,500.00	0.00	0.00	1,500.00	0.00	0.00
01-10-5550	TELEPHONE	4,000.00	0.00	0.00	4,000.00	0.00	419.68
01-10-5560	UTILITIES	5,000.00	893.67	893.67	4,106.33	17.87	490.87
01-10-5571	PROFESSIONAL SERVICES-LEGAL	20,000.00	0.00	0.00	20,000.00	0.00	2,140.00
01-10-5572	PROFESSIONAL SERVICES-OTHER	5,000.00	777.50	777.50	4,222.50	15.55	180.60
01-10-5580	BUILDING RENT	20,000.00	1,649.60	1,649.60	18,350.40	8.25	1,649.60
01-10-5600	MISCELLANEOUS EXPENSE	500.00	0.00	0.00	500.00	0.00	0.00
Total Dept 10 - MAYOR'S OFFICE		246,547.00	17,678.36	17,678.36	228,868.64	7.17	20,483.73
Dept 11 - FINANCE DEPT							
01-11-5000	SALARIES & WAGES	230,000.00	17,947.15	17,947.15	212,052.85	7.80	18,443.57
01-11-5010	RETIREMENT CONTRIBUTION	5,500.00	393.53	393.53	5,106.47	7.16	276.96
01-11-5020	EMPLOYEE HEALTH INSURANCE & PROTECTION	23,030.00	1,474.52	1,474.52	21,555.48	6.40	1,449.65
01-11-5030	PAYROLL TAXES	20,000.00	1,522.64	1,522.64	18,477.36	7.61	1,436.05
01-11-5040	WORKERS' COMPENSATION INSURANCE	200.00	0.00	0.00	200.00	0.00	180.56
01-11-5301	SUPPLIES-OFFICE & OPERATING	10,000.00	967.86	967.86	9,032.14	9.68	2,378.73
01-11-5310	POSTAGE	1,000.00	0.00	0.00	1,000.00	0.00	0.00
01-11-5512	MAINTENANCE-EQUIPMENT	1,000.00	0.00	0.00	1,000.00	0.00	0.00
01-11-5530	TRAVEL/EDUCATION/DUES	2,500.00	0.00	0.00	2,500.00	0.00	60.00
01-11-5572	PROFESSIONAL SERVICES-OTHER	1,000.00	0.00	0.00	1,000.00	0.00	8,415.63
01-11-5600	MISCELLANEOUS EXPENSE	500.00	0.00	0.00	500.00	0.00	0.00
Total Dept 11 - FINANCE DEPT		294,730.00	22,305.70	22,305.70	272,424.30	7.57	32,641.15
Dept 12 - POLICE DEPT							
01-12-5000	SALARIES & WAGES	983,548.00	66,826.03	66,826.03	916,721.97	6.79	56,173.42
01-12-5005	SALARIES/WAGES-OVERTIME	21,000.00	3,078.42	3,078.42	17,921.58	14.66	1,625.63
01-12-5008	PD STEP WAGES	67,800.00	0.00	0.00	67,800.00	0.00	0.00
01-12-5010	RETIREMENT CONTRIBUTION	2,400.00	372.22	372.22	2,027.78	15.51	146.95
01-12-5015	LOPFI RETIREMENT DISTRIBUTION	181,300.00	12,793.43	12,793.43	168,506.57	7.06	11,313.16
01-12-5020	EMPLOYEE HEALTH INSURANCE & PROTECTION	96,900.00	8,172.36	8,172.36	88,727.64	8.43	5,792.42
01-12-5030	PAYROLL TAXES	78,221.00	5,810.37	5,810.37	72,410.63	7.43	4,473.84
01-12-5040	WORKERS' COMPENSATION INSURANCE	9,300.00	0.00	0.00	9,300.00	0.00	9,919.08
01-12-5301	SUPPLIES-OFFICE & OPERATING	17,000.00	4,135.47	4,135.47	12,864.53	24.33	347.58
01-12-5302	SUPPLIES-UNIFORMS	10,500.00	0.00	0.00	10,500.00	0.00	0.00
01-12-5303	SUPPLIES-EQUIPMENT	27,000.00	3,075.29	3,075.29	23,924.71	11.39	0.00
01-12-5505	ANIMAL CONTROL	30,000.00	1,700.00	1,700.00	28,300.00	5.67	1,700.00
01-12-5511	MAINTENANCE-BUILDING	6,000.00	85.00	85.00	5,915.00	1.42	0.00
01-12-5512	MAINTENANCE-EQUIPMENT	6,400.00	49.98	49.98	6,350.02	0.78	0.00
01-12-5513	MAINTENANCE/OPERATION-VEHICLE	45,000.00	2,324.85	2,324.85	42,675.15	5.17	3,204.83
01-12-5515	MAINTENANCE-FUEL	60,000.00	4,315.51	4,315.51	55,684.49	7.19	2,520.06
01-12-5530	TRAVEL/EDUCATION/DUES	8,000.00	58.38	58.38	7,941.62	0.73	402.21
01-12-5541	INSURANCE-PROPERTY	4,500.00	0.00	0.00	4,500.00	0.00	0.00
01-12-5542	INSURANCE-VEHICLE	4,000.00	0.00	0.00	4,000.00	0.00	0.00

GL NUMBER	DESCRIPTION	2023 ORIGINAL BUDGET	YTD BALANCE 01/31/2023 NORM (ABNORM)	ACTIVITY FOR MONTH 01/31/23 INCR (DECR)	AVAILABLE BALANCE NORM (ABNORM)	% BDGT USED	YTD BALANCE 01/31/2022 NORM (ABNORM)
Fund 01 - GENERAL							
Expenditures							
01-12-5550	TELEPHONE	32,000.00	1,825.44	1,825.44	30,174.56	5.70	1,732.89
01-12-5551	IT SERVICES	27,000.00	432.03	432.03	26,567.97	1.60	0.00
01-12-5560	UTILITIES	9,000.00	915.15	915.15	8,084.85	10.17	574.61
01-12-5572	PROFESSIONAL SERVICES-OTHER	5,000.00	1,180.72	1,180.72	3,819.28	23.61	7,078.02
01-12-5600	MISCELLANEOUS EXPENSE	1,000.00	0.00	0.00	1,000.00	0.00	0.00
Total Dept 12 - POLICE DEPT		1,732,869.00	117,150.65	117,150.65	1,615,718.35	6.76	107,004.70
Dept 13 - MUNICIPAL COURT							
01-13-5000	SALARIES & WAGES	72,000.00	6,401.92	6,401.92	65,598.08	8.89	5,456.64
01-13-5015	APERS RETIREMENT DISTRIBUTION	12,500.00	980.77	980.77	11,519.23	7.85	835.95
01-13-5016	DISTRICT COURT JUDGE EXPENSE	8,380.00	0.00	0.00	8,380.00	0.00	698.21
01-13-5020	EMPLOYEE HEALTH INSURANCE & PROTECTION	10,200.00	908.04	908.04	9,291.96	8.90	826.60
01-13-5030	PAYROLL TAXES	5,500.00	608.26	608.26	4,891.74	11.06	431.40
01-13-5040	WORKERS' COMPENSATION INSURANCE	1,000.00	0.00	0.00	1,000.00	0.00	838.16
01-13-5301	SUPPLIES-OFFICE & OPERATING	3,650.00	21.17	21.17	3,628.83	0.58	12.63
01-13-5310	POSTAGE	400.00	0.00	0.00	400.00	0.00	0.00
01-13-5530	TRAVEL/EDUCATION/DUES	1,055.00	243.83	243.83	811.17	23.11	75.00
01-13-5550	TELEPHONE	1,200.00	135.47	135.47	1,064.53	11.29	67.73
01-13-5571	PROFESSIONAL SERVICES-LEGAL	21,000.00	784.62	784.62	20,215.38	3.74	3,075.00
01-13-5572	PROFESSIONAL SERVICES-OTHER	4,000.00	235.55	235.55	3,764.45	5.89	123.05
Total Dept 13 - MUNICIPAL COURT		140,885.00	10,319.63	10,319.63	130,565.37	7.32	12,440.37
Dept 14 - FIRE & EMS							
01-14-5000	SALARIES & WAGES	727,180.00	55,006.83	55,006.83	672,173.17	7.56	52,195.37
01-14-5002	SALARIES/WAGES-MEDICAL DIRECTOR	12,000.00	0.00	0.00	12,000.00	0.00	6,000.00
01-14-5005	SALARIES/WAGES-OVERTIME	100,000.00	6,007.17	6,007.17	93,992.83	6.01	10,278.20
01-14-5015	LOPFI RETIREMENT DISTRIBUTION	134,930.00	10,430.07	10,430.07	124,499.93	7.73	10,043.99
01-14-5020	EMPLOYEE HEALTH INSURANCE & PROTECTION	60,000.00	5,902.26	5,902.26	54,097.74	9.84	4,959.60
01-14-5030	PAYROLL TAXES	25,000.00	1,909.41	1,909.41	23,090.59	7.64	1,575.05
01-14-5040	WORKERS' COMPENSATION INSURANCE	38,912.00	0.00	0.00	38,912.00	0.00	18,748.40
01-14-5301	SUPPLIES-OFFICE & OPERATING	5,000.00	109.85	109.85	4,890.15	2.20	873.05
01-14-5302	SUPPLIES-UNIFORMS	8,000.00	225.92	225.92	7,774.08	2.82	215.03
01-14-5303	MEDICAL SUPPLIES	45,000.00	2,988.00	2,988.00	42,012.00	6.64	3,824.80
01-14-5305	EDUCATION-PUBLIC	7,500.00	0.00	0.00	7,500.00	0.00	265.95
01-14-5310	POSTAGE	650.00	0.00	0.00	650.00	0.00	0.00
01-14-5511	MAINTENANCE-BUILDING	13,500.00	5,093.28	5,093.28	8,406.72	37.73	0.00
01-14-5512	MAINTENANCE-EQUIPMENT	8,000.00	512.01	512.01	7,487.99	6.40	771.43
01-14-5513	MAINTENANCE/OPERATION-VEHICLE	42,000.00	4,683.43	4,683.43	37,316.57	11.15	1,661.54
01-14-5515	MAINTENANCE-FUEL & OIL	15,000.00	2,430.41	2,430.41	12,569.59	16.20	85.74
01-14-5520	CONFERENCE & TRAINING FEES	5,000.00	0.00	0.00	5,000.00	0.00	0.00
01-14-5530	TRAVEL/EDUCATION/DUES	18,000.00	2,549.46	2,549.46	15,450.54	14.16	0.00
01-14-5541	INSURANCE-PROPERTY	2,362.00	0.00	0.00	2,362.00	0.00	0.00
01-14-5542	INSURANCE-VEHICLE	20,362.00	0.00	0.00	20,362.00	0.00	0.00
01-14-5550	TELEPHONE	8,000.00	889.34	889.34	7,110.66	11.12	819.15
01-14-5551	IT SERVICES	15,000.00	0.00	0.00	15,000.00	0.00	0.00
01-14-5552	IT EQUIPMENT	2,500.00	0.00	0.00	2,500.00	0.00	0.00
01-14-5560	UTILITIES	15,000.00	2,182.88	2,182.88	12,817.12	14.55	1,691.07
01-14-5572	PROFESSIONAL SERVICES-OTHER	35,000.00	2,824.08	2,824.08	32,175.92	8.07	4,609.40
01-14-5573	COLLECTIONS EXPENSE	3,500.00	295.60	295.60	3,204.40	8.45	0.00
01-14-5590	SMALL EQUIPMENT PURCHASE	35,000.00	0.00	0.00	35,000.00	0.00	0.00
01-14-5593	Public Safety-Volunteers	35,000.00	0.00	0.00	35,000.00	0.00	0.00
01-14-5600	MISCELLANEOUS EXPENSE	5,500.00	0.00	0.00	5,500.00	0.00	0.00

GL NUMBER	DESCRIPTION	2023 ORIGINAL BUDGET	YTD BALANCE 01/31/2023 NORM (ABNORM)	ACTIVITY FOR MONTH 01/31/23 INCR (DECR)	AVAILABLE BALANCE NORM (ABNORM)	% BDGT USED	YTD BALANCE 01/31/2022 NORM (ABNORM)
Fund 01 - GENERAL							
Expenditures							
Total Dept 14 - FIRE & EMS		1,442,896.00	104,040.00	104,040.00	1,338,856.00	7.21	118,617.77
Dept 15 - BUILDING DEPT							
01-15-5000	SALARIES & WAGES	47,840.00	12,711.76	12,711.76	35,128.24	26.57	4,100.80
01-15-5010	RETIREMENT CONTRIBUTION	2,666.00	462.47	462.47	2,203.53	17.35	205.04
01-15-5020	EMPLOYEE HEALTH INSURANCE & PROTECTION	5,100.00	(227.01)	(227.01)	5,327.01	(4.45)	413.30
01-15-5030	PAYROLL TAXES	4,000.00	1,029.96	1,029.96	2,970.04	25.75	326.01
01-15-5040	WORKERS' COMPENSATION INSURANCE	850.00	0.00	0.00	850.00	0.00	704.56
01-15-5301	SUPPLIES-OFFICE & OPERATING	1,500.00	0.00	0.00	1,500.00	0.00	0.00
01-15-5302	Supplies-Uniforms	750.00	0.00	0.00	750.00	0.00	0.00
01-15-5310	POSTAGE	500.00	0.00	0.00	500.00	0.00	0.00
01-15-5513	MAINTENANCE/OPERATION-VEHICLE	4,000.00	280.25	280.25	3,719.75	7.01	150.34
01-15-5530	TRAVEL/EDUCATION/DUES	2,000.00	0.00	0.00	2,000.00	0.00	0.00
01-15-5541	INSURANCE-PROPERTY	240.00	0.00	0.00	240.00	0.00	0.00
01-15-5550	TELEPHONE	2,000.00	0.00	0.00	2,000.00	0.00	0.00
01-15-5572	PROFESSIONAL SERVICES-OTHER	4,000.00	0.00	0.00	4,000.00	0.00	0.00
Total Dept 15 - BUILDING DEPT		75,446.00	14,257.43	14,257.43	61,188.57	18.90	5,900.05
Dept 16 - CITY CLERK							
01-16-5000	SALARIES & WAGES	48,000.00	3,692.30	3,692.30	44,307.70	7.69	2,346.16
01-16-5015	Retirement Distribution	20,971.00	1,747.60	1,747.60	19,223.40	8.33	0.00
01-16-5020	EMPLOYEE HEALTH INSURANCE & PROTECTION	30.00	0.80	0.80	29.20	2.67	1.55
01-16-5030	PAYROLL TAXES	3,648.00	309.12	309.12	3,338.88	8.47	179.48
01-16-5040	WORKERS' COMPENSATION INSURANCE	84.00	0.00	0.00	84.00	0.00	0.00
01-16-5301	SUPPLIES-OFFICE & OPERATING	3,000.00	300.00	300.00	2,700.00	10.00	148.58
01-16-5310	POSTAGE	1,500.00	0.00	0.00	1,500.00	0.00	290.00
01-16-5500	LEGAL NOTICES	500.00	0.00	0.00	500.00	0.00	0.00
01-16-5520	MUNICIPAL CODE UPDATE	1,500.00	0.00	0.00	1,500.00	0.00	0.00
01-16-5530	TRAVEL/EDUCATION/DUES	700.00	381.10	381.10	318.90	54.44	0.00
01-16-5543	INSURANCE-AD&D OFFICIALS & DEPT HEADS	100.00	0.00	0.00	100.00	0.00	0.00
01-16-5551	IT SERVICES	4,500.00	390.17	390.17	4,109.83	8.67	0.00
01-16-5552	IT EQUIPMENT	1,500.00	0.00	0.00	1,500.00	0.00	0.00
01-16-5572	PROFESSIONAL SERVICES-OTHER	500.00	20.00	20.00	480.00	4.00	385.67
Total Dept 16 - CITY CLERK		86,533.00	6,841.09	6,841.09	79,691.91	7.91	3,351.44
Dept 17 - PLANNING & COMMUNITY DEVELOPMENT							
01-17-5000	SALARIES & WAGES	48,465.00	2,769.60	2,769.60	45,695.40	5.71	0.00
01-17-5010	RETIREMENT CONTRIBUTION	1,004.00	0.00	0.00	1,004.00	0.00	0.00
01-17-5020	EMPLOYEE HEALTH INSURANCE & PROTECTION	4,980.00	454.02	454.02	4,525.98	9.12	0.00
01-17-5030	PAYROLL TAXES	3,410.00	246.65	246.65	3,163.35	7.23	0.00
01-17-5040	WORKERS' COMPENSATION INSURANCE	108.00	0.00	0.00	108.00	0.00	0.00
01-17-5301	SUPPLIES-OFFICE & OPERATING	4,000.00	704.77	704.77	3,295.23	17.62	246.00
01-17-5305	EDUCATION-PUBLIC	1,500.00	0.00	0.00	1,500.00	0.00	0.00
01-17-5310	POSTAGE	400.00	6.89	6.89	393.11	1.72	0.00
01-17-5500	LEGAL NOTICES	300.00	0.00	0.00	300.00	0.00	0.00
01-17-5530	TRAVEL/EDUCATION/DUES	2,500.00	388.25	388.25	2,111.75	15.53	0.00
01-17-5531	TRAVEL GRANTS	5,000.00	0.00	0.00	5,000.00	0.00	0.00
01-17-5572	PROFESSIONAL SERVICES-OTHER	500.00	0.00	0.00	500.00	0.00	0.00
01-17-5600	MISCELLANEOUS EXPENSE	500.00	(10.00)	(10.00)	510.00	(2.00)	41.48

GL NUMBER	DESCRIPTION	2023 ORIGINAL BUDGET	YTD BALANCE 01/31/2023 NORM (ABNORM)	ACTIVITY FOR MONTH 01/31/23 INCR (DECR)	AVAILABLE BALANCE NORM (ABNORM)	% BDGT USED	YTD BALANCE 01/31/2022 NORM (ABNORM)
Fund 01 - GENERAL							
Expenditures							
Total Dept 17 - PLANNING & COMMUNITY DEVELOPMENT		72,667.00	4,560.18	4,560.18	68,106.82	6.28	287.48
TOTAL EXPENDITURES		5,861,973.00	386,520.35	386,520.35	5,475,452.65	6.59	409,851.20
Fund 01 - GENERAL:							
TOTAL REVENUES		5,867,461.00	410,825.01	410,825.01	5,456,635.99	7.00	474,077.67
TOTAL EXPENDITURES		5,861,973.00	386,520.35	386,520.35	5,475,452.65	6.59	409,851.20
NET OF REVENUES & EXPENDITURES		5,488.00	24,304.66	24,304.66	(18,816.66)	442.87	64,226.47

GL NUMBER	DESCRIPTION	2023 ORIGINAL BUDGET	YTD BALANCE 01/31/2023 NORM (ABNORM)	ACTIVITY FOR MONTH 01/31/23 INCR (DECR)	AVAILABLE BALANCE NORM (ABNORM)	% BDGT USED	YTD BALANCE 01/31/2022 NORM (ABNORM)
Fund 10 - STREET							
Revenues							
Dept 00 - NON-DEPARTMENTAL							
10-00-4001	INTERGOV REVENUE-STATE	175,000.00	33,476.30	33,476.30	141,523.70	19.13	15,737.64
10-00-4010	PROPERTY TAXES	120,000.00	9,278.90	9,278.90	110,721.10	7.73	31,236.87
10-00-4031	SALES TAX-OPERATING	525,000.00	44,086.89	44,086.89	480,913.11	8.40	47,855.23
10-00-4040	BEGINNING FUND BALANCE	375,000.00	0.00	0.00	375,000.00	0.00	0.00
10-00-4051	INTEREST	3,500.00	2,132.70	2,132.70	1,367.30	60.93	335.12
10-00-4056	INTEREST-SALES TAX-STREET CONSTRUCTION	1,800.00	0.00	0.00	1,800.00	0.00	43.52
10-00-4503	GRANTS-STATE AID	50,000.00	0.00	0.00	50,000.00	0.00	0.00
10-00-4900	SALE OF ASSETS	5,000.00	0.00	0.00	5,000.00	0.00	0.00
10-00-4991	MISCELLANEOUS REVENUE	1,500.00	0.00	0.00	1,500.00	0.00	0.00
Total Dept 00 - NON-DEPARTMENTAL		1,256,800.00	88,974.79	88,974.79	1,167,825.21	7.08	95,208.38
TOTAL REVENUES		1,256,800.00	88,974.79	88,974.79	1,167,825.21	7.08	95,208.38
Expenditures							
Dept 00 - NON-DEPARTMENTAL							
10-00-5000	SALARIES & WAGES	190,000.00	14,648.43	14,648.43	175,351.57	7.71	15,233.48
10-00-5005	SALARIES/WAGES-OVERTIME	5,000.00	1,077.19	1,077.19	3,922.81	21.54	191.28
10-00-5010	RETIREMENT CONTRIBUTION	4,500.00	441.48	441.48	4,058.52	9.81	293.88
10-00-5020	EMPLOYEE HEALTH INSURANCE & PROTECTION	34,665.00	2,062.63	2,062.63	32,602.37	5.95	2,539.16
10-00-5030	PAYROLL TAXES	19,889.00	1,241.44	1,241.44	18,647.56	6.24	1,199.16
10-00-5040	WORKERS' COMPENSATION INSURANCE	3,265.00	0.00	0.00	3,265.00	0.00	2,597.84
10-00-5301	SUPPLIES-OFFICE & OPERATING	3,000.00	419.86	419.86	2,580.14	14.00	268.51
10-00-5302	SUPPLIES-UNIFORMS	2,000.00	161.30	161.30	1,838.70	8.07	0.00
10-00-5310	POSTAGE	300.00	0.00	0.00	300.00	0.00	0.00
10-00-5511	MAINTENANCE-BUILDING	3,000.00	369.77	369.77	2,630.23	12.33	5.90
10-00-5512	MAINTENANCE-EQUIPMENT	15,000.00	255.06	255.06	14,744.94	1.70	195.16
10-00-5513	MAINTENANCE/OPERATION-VEHICLE	15,000.00	1,234.29	1,234.29	13,765.71	8.23	1,571.44
10-00-5514	MAINTENANCE-WALLS	100,000.00	27,131.75	27,131.75	72,868.25	27.13	0.00
10-00-5516	MAINTENANCE-STREETS	515,000.00	34,252.48	34,252.48	480,747.52	6.65	7,965.15
10-00-5519	MAINTENANCE-INCRETE (SIDEWALKS)	5,000.00	0.00	0.00	5,000.00	0.00	0.00
10-00-5530	TRAVEL/EDUCATION/DUES	1,500.00	0.00	0.00	1,500.00	0.00	12.26
10-00-5541	INSURANCE-PROPERTY	2,400.00	0.00	0.00	2,400.00	0.00	0.00
10-00-5542	INSURANCE-VEHICLE	1,400.00	300.00	300.00	1,100.00	21.43	0.00
10-00-5550	TELEPHONE	2,000.00	506.12	506.12	1,493.88	25.31	179.88
10-00-5551	IT SERVICES	5,000.00	0.00	0.00	5,000.00	0.00	0.00
10-00-5552	IT EQUIPMENT	2,500.00	0.00	0.00	2,500.00	0.00	0.00
10-00-5560	UTILITIES	7,500.00	800.40	800.40	6,699.60	10.67	428.37
10-00-5561	STREET LIGHTS	50,000.00	4,379.90	4,379.90	45,620.10	8.76	4,533.42
10-00-5572	PROFESSIONAL SERVICES-OTHER	40,000.00	25.86	25.86	39,974.14	0.06	27.35
10-00-5600	MISCELLANEOUS EXPENSE	500.00	0.00	0.00	500.00	0.00	0.00
10-00-5800	CAPITAL EXPENDITURES	205,000.00	56,250.00	56,250.00	148,750.00	27.44	0.00
Total Dept 00 - NON-DEPARTMENTAL		1,233,419.00	145,557.96	145,557.96	1,087,861.04	11.80	37,242.24
TOTAL EXPENDITURES		1,233,419.00	145,557.96	145,557.96	1,087,861.04	11.80	37,242.24
Fund 10 - STREET:							
TOTAL REVENUES		1,256,800.00	88,974.79	88,974.79	1,167,825.21	7.08	95,208.38
TOTAL EXPENDITURES		1,233,419.00	145,557.96	145,557.96	1,087,861.04	11.80	37,242.24

GL NUMBER	DESCRIPTION	2023 ORIGINAL BUDGET	YTD BALANCE 01/31/2023 NORM (ABNORM)	ACTIVITY FOR MONTH 01/31/23 INCR (DECR)	AVAILABLE BALANCE NORM (ABNORM)	% BDGT USED	YTD BALANCE 01/31/2022 NORM (ABNORM)
Fund 10 - STREET							
NET OF REVENUES & EXPENDITURES		23,381.00	(56,583.17)	(56,583.17)	79,964.17	242.00	57,966.14

GL NUMBER	DESCRIPTION	2023 ORIGINAL BUDGET	YTD BALANCE 01/31/2023 NORM (ABNORM)	ACTIVITY FOR MONTH 01/31/23 INCR (DECR)	AVAILABLE BALANCE NORM (ABNORM)	% BDGT USED	YTD BALANCE 01/31/2022 NORM (ABNORM)
Fund 11 - LOPFI							
Revenues							
Dept 00 - NON-DEPARTMENTAL							
11-00-4040	FINES/FORFEITURES/COSTS	3,500.00	252.65	252.65	3,247.35	7.22	252.65
11-00-4050	INTEREST	1,500.00	69.13	69.13	1,430.87	4.61	45.51
11-00-4324	EMPLOYER CONTRIBUTIONS	305,000.00	35,244.92	35,244.92	269,755.08	11.56	21,357.15
11-00-4325	EMPLOYEE CONTRIBUTIONS	80,000.00	9,022.48	9,022.48	70,977.52	11.28	5,798.50
Total Dept 00 - NON-DEPARTMENTAL		390,000.00	44,589.18	44,589.18	345,410.82	11.43	27,453.81
TOTAL REVENUES		390,000.00	44,589.18	44,589.18	345,410.82	11.43	27,453.81
Expenditures							
Dept 00 - NON-DEPARTMENTAL							
11-00-5591	LAW ENFORCEMENT	180,000.00	23,476.14	23,476.14	156,523.86	13.04	(50,808.13)
11-00-5592	PUBLIC SAFETY-PAID	120,000.00	21,534.65	21,534.65	98,465.35	17.95	(52,930.69)
11-00-5593	PUBLIC SAFETY-VOLUNTEERS	1,000.00	135.70	135.70	864.30	13.57	0.00
11-00-5594	LAW ENFORCEMENT-VOLUNTEERS	1,000.00	41.30	41.30	958.70	4.13	0.00
11-00-5700	TRANSFERS OUT-GENERAL FUND	88,000.00	0.00	0.00	88,000.00	0.00	0.00
Total Dept 00 - NON-DEPARTMENTAL		390,000.00	45,187.79	45,187.79	344,812.21	11.59	(103,738.82)
TOTAL EXPENDITURES		390,000.00	45,187.79	45,187.79	344,812.21	11.59	(103,738.82)
Fund 11 - LOPFI:							
TOTAL REVENUES		390,000.00	44,589.18	44,589.18	345,410.82	11.43	27,453.81
TOTAL EXPENDITURES		390,000.00	45,187.79	45,187.79	344,812.21	11.59	(103,738.82)
NET OF REVENUES & EXPENDITURES		0.00	(598.61)	(598.61)	598.61	100.00	131,192.63

GL NUMBER	DESCRIPTION	2023 ORIGINAL BUDGET	YTD BALANCE 01/31/2023 NORM (ABNORM)	ACTIVITY FOR MONTH 01/31/23 INCR (DECR)	AVAILABLE BALANCE NORM (ABNORM)	% BDGT USED	YTD BALANCE 01/31/2022 NORM (ABNORM)
Fund 12 - GENERAL FUND CAPITAL							
Revenues							
Dept 00 - NON-DEPARTMENTAL							
12-00-4052	INTEREST-CAPITAL	3,500.00	2,681.27	2,681.27	818.73	76.61	111.94
12-00-4053	INTEREST-CD	4,500.00	0.00	0.00	4,500.00	0.00	0.00
12-00-4117	TRANSFERS IN - CAPITAL	487,400.00	0.00	0.00	487,400.00	0.00	0.00
Total Dept 00 - NON-DEPARTMENTAL		495,400.00	2,681.27	2,681.27	492,718.73	0.54	111.94
TOTAL REVENUES		495,400.00	2,681.27	2,681.27	492,718.73	0.54	111.94
Expenditures							
Dept 12 - POLICE DEPT							
12-12-5800	CAPITAL EXPENDITURES	137,400.00	0.00	0.00	137,400.00	0.00	0.00
Total Dept 12 - POLICE DEPT		137,400.00	0.00	0.00	137,400.00	0.00	0.00
Dept 14 - FIRE & EMS							
12-14-5800	CAPITAL EXPENDITURES	355,000.00	0.00	0.00	355,000.00	0.00	0.00
Total Dept 14 - FIRE & EMS		355,000.00	0.00	0.00	355,000.00	0.00	0.00
TOTAL EXPENDITURES		492,400.00	0.00	0.00	492,400.00	0.00	0.00
Fund 12 - GENERAL FUND CAPITAL:							
TOTAL REVENUES		495,400.00	2,681.27	2,681.27	492,718.73	0.54	111.94
TOTAL EXPENDITURES		492,400.00	0.00	0.00	492,400.00	0.00	0.00
NET OF REVENUES & EXPENDITURES		3,000.00	2,681.27	2,681.27	318.73	89.38	111.94

GL NUMBER	DESCRIPTION	2023 ORIGINAL BUDGET	YTD BALANCE 01/31/2023 NORM (ABNORM)	ACTIVITY FOR MONTH 01/31/23 INCR (DECR)	AVAILABLE BALANCE NORM (ABNORM)	% BDGT USED	YTD BALANCE 01/31/2022 NORM (ABNORM)
Fund 40 - DEBT SERVICE FUND							
Revenues							
Dept 00 - NON-DEPARTMENTAL							
40-00-4020	SALES TAX REVENUE	1,590,000.00	125,962.53	125,962.53	1,464,037.47	7.92	136,729.24
40-00-4021	FRANCHISE FEES-UTILITY	325,000.00	70,474.99	70,474.99	254,525.01	21.68	45,659.36
40-00-4025	TRANSFERS IN	15,000.00	0.00	0.00	15,000.00	0.00	0.00
40-00-4055	INTEREST INCOME FRANCHISE FEE	0.00	2,299.49	2,299.49	(2,299.49)	100.00	233.65
40-00-4062	2020 SALES & USE TAX INTEREST	1,600.00	189.03	189.03	1,410.97	11.81	1.32
Total Dept 00 - NON-DEPARTMENTAL		1,931,600.00	198,926.04	198,926.04	1,732,673.96	10.30	182,623.57
TOTAL REVENUES		1,931,600.00	198,926.04	198,926.04	1,732,673.96	10.30	182,623.57
Expenditures							
Dept 00 - NON-DEPARTMENTAL							
40-00-5700	TRANSFERS OUT-	1,290,011.00	100,838.43	100,838.43	1,189,172.57	7.82	111,751.33
40-00-5927	2020 BOND EXPENSE	299,989.00	0.00	0.00	299,989.00	0.00	0.00
Total Dept 00 - NON-DEPARTMENTAL		1,590,000.00	100,838.43	100,838.43	1,489,161.57	6.34	111,751.33
TOTAL EXPENDITURES		1,590,000.00	100,838.43	100,838.43	1,489,161.57	6.34	111,751.33
Fund 40 - DEBT SERVICE FUND:							
TOTAL REVENUES		1,931,600.00	198,926.04	198,926.04	1,732,673.96	10.30	182,623.57
TOTAL EXPENDITURES		1,590,000.00	100,838.43	100,838.43	1,489,161.57	6.34	111,751.33
NET OF REVENUES & EXPENDITURES		341,600.00	98,087.61	98,087.61	243,512.39	28.71	70,872.24

GL NUMBER	DESCRIPTION	2023 ORIGINAL BUDGET	YTD BALANCE 01/31/2023 NORM (ABNORM)	ACTIVITY FOR MONTH 01/31/23 INCR (DECR)	AVAILABLE BALANCE NORM (ABNORM)	% BDGT USED	YTD BALANCE 01/31/2022 NORM (ABNORM)
Fund 50 - CAPITAL PROJECTS FUND							
Revenues							
Dept 00 - NON-DEPARTMENTAL							
50-00-4721	GRANT PROCEEDS- BLACK BASS DAM STABILIZ	300,000.00	0.00	0.00	300,000.00	0.00	0.00
50-00-4813	TRANSFERS IN- ROUND-ABOUT	250,000.00	0.00	0.00	250,000.00	0.00	0.00
50-00-4815	TRANSFER IN -BLACK BASS DAM STAB PRJCT	450,000.00	0.00	0.00	450,000.00	0.00	0.00
Total Dept 00 - NON-DEPARTMENTAL		1,000,000.00	0.00	0.00	1,000,000.00	0.00	0.00
TOTAL REVENUES		1,000,000.00	0.00	0.00	1,000,000.00	0.00	0.00
Expenditures							
Dept 00 - NON-DEPARTMENTAL							
50-00-5906	ROUND-ABOUT CONSTRUCTION	250,000.00	0.00	0.00	250,000.00	0.00	0.00
50-00-5908	BLACK BASS DAMN STABILIZATION PRCT	750,000.00	0.00	0.00	750,000.00	0.00	0.00
Total Dept 00 - NON-DEPARTMENTAL		1,000,000.00	0.00	0.00	1,000,000.00	0.00	0.00
TOTAL EXPENDITURES		1,000,000.00	0.00	0.00	1,000,000.00	0.00	0.00
Fund 50 - CAPITAL PROJECTS FUND:							
TOTAL REVENUES		1,000,000.00	0.00	0.00	1,000,000.00	0.00	0.00
TOTAL EXPENDITURES		1,000,000.00	0.00	0.00	1,000,000.00	0.00	0.00
NET OF REVENUES & EXPENDITURES		0.00	0.00	0.00	0.00	0.00	0.00

GL NUMBER	DESCRIPTION	2023 ORIGINAL BUDGET	YTD BALANCE 01/31/2023 NORM (ABNORM)	ACTIVITY FOR MONTH 01/31/23 INCR (DECR)	AVAILABLE BALANCE NORM (ABNORM)	% BDGT USED	YTD BALANCE 01/31/2022 NORM (ABNORM)
Fund 62 - ADMINISTRATION OF JUSTICE							
Revenues							
Dept 00 - NON-DEPARTMENTAL							
62-00-4041	CITY COURT COSTS REVENUE	0.00	4,821.00	4,821.00	(4,821.00)	100.00	3,251.00
62-00-4042	COUNTY COURT COSTS REVENUE	0.00	3,765.00	3,765.00	(3,765.00)	100.00	2,880.00
62-00-4043	SMALL CLAIMS COSTS & FEES REVENUE	0.00	310.00	310.00	(310.00)	100.00	975.00
62-00-4050	INTEREST	0.00	16.10	16.10	(16.10)	100.00	0.77
Total Dept 00 - NON-DEPARTMENTAL		0.00	8,912.10	8,912.10	(8,912.10)	100.00	7,106.77
TOTAL REVENUES		0.00	8,912.10	8,912.10	(8,912.10)	100.00	7,106.77
Expenditures							
Dept 00 - NON-DEPARTMENTAL							
62-00-5701	CITY DISBURSEMENT	0.00	844.98	844.98	(844.98)	100.00	844.98
62-00-5702	COUNTY DISBURSEMENT	0.00	1,702.88	1,702.88	(1,702.88)	100.00	1,702.88
62-00-5703	STATE DISBURSEMENT	0.00	6,009.76	6,009.76	(6,009.76)	100.00	4,219.76
62-00-5704	LOPFI DISBURSEMENT	0.00	252.65	252.65	(252.65)	100.00	252.65
62-00-5705	CLERKS & JUDGES RETIREMENT DISBURSEMENT	0.00	85.73	85.73	(85.73)	100.00	85.73
Total Dept 00 - NON-DEPARTMENTAL		0.00	8,896.00	8,896.00	(8,896.00)	100.00	7,106.00
TOTAL EXPENDITURES		0.00	8,896.00	8,896.00	(8,896.00)	100.00	7,106.00
Fund 62 - ADMINISTRATION OF JUSTICE:							
TOTAL REVENUES		0.00	8,912.10	8,912.10	(8,912.10)	100.00	7,106.77
TOTAL EXPENDITURES		0.00	8,896.00	8,896.00	(8,896.00)	100.00	7,106.00
NET OF REVENUES & EXPENDITURES		0.00	16.10	16.10	(16.10)	100.00	0.77

GL NUMBER	DESCRIPTION	2023 ORIGINAL BUDGET	YTD BALANCE 01/31/2023 NORM (ABNORM)	ACTIVITY FOR MONTH 01/31/23 INCR (DECR)	AVAILABLE BALANCE NORM (ABNORM)	% BDGT USED	YTD BALANCE 01/31/2022 NORM (ABNORM)
Fund 65 - COURT AUTOMATION FUND							
Revenues							
Dept 00 - NON-DEPARTMENTAL							
65-00-4050	INTEREST	100.00	24.51	24.51	75.49	24.51	3.33
65-00-4055	COURT AUTO FUND REVENUE	10,900.00	570.00	570.00	10,330.00	5.23	582.50
Total Dept 00 - NON-DEPARTMENTAL		11,000.00	594.51	594.51	10,405.49	5.40	585.83
TOTAL REVENUES		11,000.00	594.51	594.51	10,405.49	5.40	585.83
Expenditures							
Dept 00 - NON-DEPARTMENTAL							
65-00-5551	IT SERVICES	10,500.00	736.17	736.17	9,763.83	7.01	0.00
65-00-5572	PROFESSIONAL SERVICES-OTHER	500.00	0.00	0.00	500.00	0.00	1,193.31
Total Dept 00 - NON-DEPARTMENTAL		11,000.00	736.17	736.17	10,263.83	6.69	1,193.31
TOTAL EXPENDITURES		11,000.00	736.17	736.17	10,263.83	6.69	1,193.31
Fund 65 - COURT AUTOMATION FUND:							
TOTAL REVENUES		11,000.00	594.51	594.51	10,405.49	5.40	585.83
TOTAL EXPENDITURES		11,000.00	736.17	736.17	10,263.83	6.69	1,193.31
NET OF REVENUES & EXPENDITURES		0.00	(141.66)	(141.66)	141.66	100.00	(607.48)

GL NUMBER	DESCRIPTION	2023 ORIGINAL BUDGET	YTD BALANCE 01/31/2023 NORM (ABNORM)	ACTIVITY FOR MONTH 01/31/23 INCR (DECR)	AVAILABLE BALANCE NORM (ABNORM)	% BDGT USED	YTD BALANCE 01/31/2022 NORM (ABNORM)
Fund 70 - FIREMEN'S PENSION FUND							
Revenues							
Dept 00 - NON-DEPARTMENTAL							
70-00-4001	INTERGOV REVENUE-STATE	7,000.00	0.00	0.00	7,000.00	0.00	0.00
70-00-4010	PROPERTY TAXES	50,000.00	3,715.04	3,715.04	46,284.96	7.43	12,489.02
70-00-4040	BEGINNING FUND BALANCE	31,750.00	0.00	0.00	31,750.00	0.00	0.00
70-00-4051	INTEREST	200.00	47.37	47.37	152.63	23.69	10.46
70-00-4054	INTEREST	50.00	0.00	0.00	50.00	0.00	0.33
70-00-4055	DIVIDENDS-INVESTMENT	12,000.00	0.00	0.00	12,000.00	0.00	1,107.67
Total Dept 00 - NON-DEPARTMENTAL		101,000.00	3,762.41	3,762.41	97,237.59	3.73	13,607.48
TOTAL REVENUES		101,000.00	3,762.41	3,762.41	97,237.59	3.73	13,607.48
Expenditures							
Dept 00 - NON-DEPARTMENTAL							
70-00-5081	PENSIONS PAID-VOLUNTEER	95,000.00	7,280.00	7,280.00	87,720.00	7.66	7,280.00
70-00-5570	BROKER FEES & COMMISSION	6,000.00	0.00	0.00	6,000.00	0.00	2,924.12
Total Dept 00 - NON-DEPARTMENTAL		101,000.00	7,280.00	7,280.00	93,720.00	7.21	10,204.12
TOTAL EXPENDITURES		101,000.00	7,280.00	7,280.00	93,720.00	7.21	10,204.12
Fund 70 - FIREMEN'S PENSION FUND:							
TOTAL REVENUES		101,000.00	3,762.41	3,762.41	97,237.59	3.73	13,607.48
TOTAL EXPENDITURES		101,000.00	7,280.00	7,280.00	93,720.00	7.21	10,204.12
NET OF REVENUES & EXPENDITURES		0.00	(3,517.59)	(3,517.59)	3,517.59	100.00	3,403.36

GL NUMBER	DESCRIPTION	2023 ORIGINAL BUDGET	YTD BALANCE 01/31/2023 NORM (ABNORM)	ACTIVITY FOR MONTH 01/31/23 INCR (DECR)	AVAILABLE BALANCE NORM (ABNORM)	% BDGT USED	YTD BALANCE 01/31/2022 NORM (ABNORM)
Fund 80 - WATER AND SEWER							
Revenues							
Dept 21 - WATER DEPT							
80-21-4051	INTEREST	5,500.00	1,356.77	1,356.77	4,143.23	24.67	238.31
80-21-4055	INTEREST - CD	600.00	0.00	0.00	600.00	0.00	0.00
80-21-4375	WATER SALES	850,000.00	62,949.82	62,949.82	787,050.18	7.41	55,855.48
80-21-4380	TAP FEES	5,000.00	350.00	350.00	4,650.00	7.00	0.00
80-21-4385	PENALTIES	7,500.00	879.26	879.26	6,620.74	11.72	0.00
80-21-4390	RECONNECT FEES	5,500.00	1,045.00	1,045.00	4,455.00	19.00	65.00
80-21-4391	INFRASTRUCTURE & IMPROVEMENTS	300,000.00	16,612.69	16,612.69	283,387.31	5.54	7,743.74
80-21-4991	MISCELLANEOUS REVENUE	9,000.00	539.00	539.00	8,461.00	5.99	675.00
80-21-4992	CARROLL BOONE REBATES	15,000.00	0.00	0.00	15,000.00	0.00	0.00
80-21-4994	SWEPCO LEASE AGREEMENT	1,200.00	100.00	100.00	1,100.00	8.33	100.00
Total Dept 21 - WATER DEPT		1,199,300.00	83,832.54	83,832.54	1,115,467.46	6.99	64,677.53
Dept 22 - WASTEWATER DEPT							
80-22-4051	MISC. INTEREST	5,500.00	1,356.78	1,356.78	4,143.22	24.67	238.34
80-22-4056	INTEREST-2008 Bond	0.00	0.00	0.00	0.00	0.00	125.05
80-22-4376	SEWER FEES	750,000.00	48,829.58	48,829.58	701,170.42	6.51	45,481.20
80-22-4380	TAP FEES	3,200.00	0.00	0.00	3,200.00	0.00	0.00
80-22-4385	PENALTIES	7,500.00	897.17	897.17	6,602.83	11.96	0.00
80-22-4390	RECONNECT FEES	5,500.00	1,045.00	1,045.00	4,455.00	19.00	65.00
80-22-4391	INFRA & IMPROV	0.00	0.00	0.00	0.00	0.00	7,743.70
80-22-4850	CAPACITY FEE	3,000.00	600.00	600.00	2,400.00	20.00	0.00
80-22-4991	MISCELLANEOUS REVENUE-	3,500.00	0.00	0.00	3,500.00	0.00	0.00
Total Dept 22 - WASTEWATER DEPT		778,200.00	52,728.53	52,728.53	725,471.47	6.78	53,653.29
TOTAL REVENUES		1,977,500.00	136,561.07	136,561.07	1,840,938.93	6.91	118,330.82
Expenditures							
Dept 21 - WATER DEPT							
80-21-5000	SALARIES & WAGES	110,000.00	10,090.43	10,090.43	99,909.57	9.17	5,429.91
80-21-5005	SALARIES/WAGES-OVERTIME	5,250.00	896.73	896.73	4,353.27	17.08	305.08
80-21-5010	RETIREMENT CONTRIBUTION	1,300.00	130.56	130.56	1,169.44	10.04	105.90
80-21-5020	EMPLOYEE HEALTH INSURANCE & PROTECTION	10,000.00	1,231.28	1,231.28	8,768.72	12.31	708.72
80-21-5030	PAYROLL TAXES	9,000.00	924.76	924.76	8,075.24	10.28	434.73
80-21-5040	WORKERS' COMPENSATION INSURANCE	3,131.00	0.00	0.00	3,131.00	0.00	1,383.13
80-21-5301	SUPPLIES-OFFICE & OPERATING	3,500.00	783.76	783.76	2,716.24	22.39	265.67
80-21-5302	SUPPLIES-UNIFORMS	2,000.00	161.25	161.25	1,838.75	8.06	0.00
80-21-5310	POSTAGE	3,500.00	650.01	650.01	2,849.99	18.57	389.26
80-21-5400	CARROLL-BOONE WATER PURCHASE	635,000.00	44,098.58	44,098.58	590,901.42	6.94	37,772.14
80-21-5511	MAINTENANCE-BUILDING	3,000.00	369.77	369.77	2,630.23	12.33	5.90
80-21-5512	MAINTENANCE-EQUIPMENT	5,000.00	912.97	912.97	4,087.03	18.26	195.16
80-21-5513	MAINTENANCE/OPERATION-VEHICLE	15,000.00	1,234.23	1,234.23	13,765.77	8.23	1,571.42
80-21-5514	MAINTENANCE-PLANT O&M	100,000.00	5,876.16	5,876.16	94,123.84	5.88	7,190.20
80-21-5530	TRAVEL/EDUCATION/DUES	3,000.00	0.00	0.00	3,000.00	0.00	751.27
80-21-5541	INSURANCE-PROPERTY	6,310.00	0.00	0.00	6,310.00	0.00	0.00
80-21-5542	INSURANCE-VEHICLE	3,000.00	0.00	0.00	3,000.00	0.00	0.00
80-21-5550	TELEPHONE	2,000.00	506.08	506.08	1,493.92	25.30	179.87
80-21-5551	IT SERVICES	6,500.00	0.00	0.00	6,500.00	0.00	0.00
80-21-5552	IT EQUIPMENT	3,000.00	0.00	0.00	3,000.00	0.00	0.00
80-21-5560	UTILITIES	10,000.00	1,057.73	1,057.73	8,942.27	10.58	428.36
80-21-5562	POWER FOR PUMPS	0.00	0.00	0.00	0.00	0.00	317.38
80-21-5572	PROFESSIONAL SERVICES-OTHER	5,000.00	4,025.85	4,025.85	974.15	80.52	61.83

GL NUMBER	DESCRIPTION	2023 ORIGINAL BUDGET	YTD BALANCE 01/31/2023 NORM (ABNORM)	ACTIVITY FOR MONTH 01/31/23 INCR (DECR)	AVAILABLE BALANCE NORM (ABNORM)	% BDGT USED	YTD BALANCE 01/31/2022 NORM (ABNORM)
Fund 80 - WATER AND SEWER							
Expenditures							
80-21-5827	I & I EXPENDITURES	150,000.00	0.00	0.00	150,000.00	0.00	0.00
Total Dept 21 - WATER DEPT		1,094,491.00	72,950.15	72,950.15	1,021,540.85	6.67	57,495.93
Dept 22 - WASTEWATER DEPT							
80-22-5000	SALARIES & WAGES	195,000.00	15,722.43	15,722.43	179,277.57	8.06	11,469.85
80-22-5005	SALARIES/WAGES-OVERTIME	5,250.00	1,733.19	1,733.19	3,516.81	33.01	611.08
80-22-5010	RETIREMENT CONTRIBUTION	6,000.00	507.98	507.98	5,492.02	8.47	433.13
80-22-5020	EMPLOYEE HEALTH INSURANCE & PROTECTION	20,000.00	2,039.61	2,039.61	17,960.39	10.20	1,502.88
80-22-5030	PAYROLL TAXES	15,000.00	1,485.10	1,485.10	13,514.90	9.90	939.19
80-22-5040	WORKERS' COMPENSATION INSURANCE	3,200.00	0.00	0.00	3,200.00	0.00	2,403.41
80-22-5301	SUPPLIES-OFFICE & OPERATING	4,000.00	1,698.07	1,698.07	2,301.93	42.45	291.09
80-22-5302	SUPPLIES-UNIFORMS	2,000.00	161.25	161.25	1,838.75	8.06	0.00
80-22-5310	POSTAGE	3,500.00	650.00	650.00	2,850.00	18.57	389.26
80-22-5511	MAINTENANCE-BUILDING	10,000.00	369.77	369.77	9,630.23	3.70	5.90
80-22-5512	MAINTENANCE-EQUIPMENT	10,000.00	912.97	912.97	9,087.03	9.13	195.16
80-22-5513	MAINTENANCE/OPERATION-VEHICLE	15,000.00	1,234.23	1,234.23	13,765.77	8.23	1,586.01
80-22-5514	MAINTENANCE-PLANT O&M	200,000.00	4,196.57	4,196.57	195,803.43	2.10	15,540.84
80-22-5530	TRAVEL/EDUCATION/DUES	2,000.00	745.00	745.00	1,255.00	37.25	517.67
80-22-5541	INSURANCE-PROPERTY	5,000.00	0.00	0.00	5,000.00	0.00	0.00
80-22-5550	TELEPHONE	8,000.00	506.08	506.08	7,493.92	6.33	704.39
80-22-5551	IT SERVICES	1,000.00	0.00	0.00	1,000.00	0.00	0.00
80-22-5552	IT EQUIPMENT	1,500.00	0.00	0.00	1,500.00	0.00	0.00
80-22-5560	UTILITIES	100,000.00	13,786.06	13,786.06	86,213.94	13.79	9,036.94
80-22-5562	POWER FOR PUMPS	0.00	0.00	0.00	0.00	0.00	392.94
80-22-5572	PROFESSIONAL SERVICES-OTHER	20,000.00	5,349.87	5,349.87	14,650.13	26.75	791.83
80-22-5595	DISPOSAL OF SLUDGE	7,500.00	0.00	0.00	7,500.00	0.00	1,104.61
80-22-5596	PERMITS AND FEES	10,000.00	0.00	0.00	10,000.00	0.00	0.00
80-22-5800	CAPITAL EXPENDITURES	65,000.00	0.00	0.00	65,000.00	0.00	0.00
80-22-5827	I & I EXPENDITURES	150,000.00	0.00	0.00	150,000.00	0.00	0.00
80-22-5840	WASTE WATER REHAB GRANT EXP	0.00	0.00	0.00	0.00	0.00	1,700.00
Total Dept 22 - WASTEWATER DEPT		858,950.00	51,098.18	51,098.18	807,851.82	5.95	49,616.18
TOTAL EXPENDITURES		1,953,441.00	124,048.33	124,048.33	1,829,392.67	6.35	107,112.11
Fund 80 - WATER AND SEWER:							
TOTAL REVENUES		1,977,500.00	136,561.07	136,561.07	1,840,938.93	6.91	118,330.82
TOTAL EXPENDITURES		1,953,441.00	124,048.33	124,048.33	1,829,392.67	6.35	107,112.11
NET OF REVENUES & EXPENDITURES		24,059.00	12,512.74	12,512.74	11,546.26	52.01	11,218.71

GL NUMBER	DESCRIPTION	2023 ORIGINAL BUDGET	YTD BALANCE 01/31/2023 NORM (ABNORM)	ACTIVITY FOR MONTH 01/31/23 INCR (DECR)	AVAILABLE BALANCE NORM (ABNORM)	% BDGT USED	YTD BALANCE 01/31/2022 NORM (ABNORM)
Fund 85 - TRANSIT FUND							
Revenues							
Dept 00 - NON-DEPARTMENTAL							
85-00-4040	BEGINNING FUND BALANCE	55,000.00	0.00	0.00	55,000.00	0.00	0.00
85-00-4051	INTEREST	4,100.00	1,699.85	1,699.85	2,400.15	41.46	120.10
85-00-4110	PARKING LOT REVENUE WELCOME CENTER	12,000.00	30.00	30.00	11,970.00	0.25	0.00
85-00-4111	PARKING REVENUE PLANER HILL	28,000.00	0.00	0.00	28,000.00	0.00	0.00
85-00-4120	REIMBURSEMENT-HWY DEPT-FED AID	624,907.00	57,313.40	57,313.40	567,593.60	9.17	179,574.39
85-00-4121	REIMBURSEMENT-AR HWY DEPT-CAPITAL	27,920.00	0.00	0.00	27,920.00	0.00	0.00
85-00-4122	REIMBURSEMENT-PREV MAINTENANCE	22,500.00	0.00	0.00	22,500.00	0.00	0.00
85-00-4125	TRANSFER IN-GEN CAPITAL	6,980.00	0.00	0.00	6,980.00	0.00	0.00
85-00-4200	DAILY PASSES	200,000.00	1,302.00	1,302.00	198,698.00	0.65	728.00
85-00-4310	MONTHLY PASSES	7,000.00	241.00	241.00	6,759.00	3.44	180.00
85-00-4311	PASSES-BUSINES SALES	25,000.00	0.00	0.00	25,000.00	0.00	0.00
85-00-4313	BUS RECEIPTS	20,000.00	886.50	886.50	19,113.50	4.43	1,207.50
85-00-4314	OVER/SHORT	1,700.00	25.50	25.50	1,674.50	1.50	8.00
85-00-4315	REFUNDS & ALLOWANCES	0.00	0.00	0.00	0.00	0.00	(15.52)
85-00-4316	CREDIT CARD REVENUE	7,500.00	21.87	21.87	7,478.13	0.29	15.28
85-00-4331	TRAM TOUR REVENUE	153,000.00	0.00	0.00	153,000.00	0.00	0.00
85-00-4332	TRAM TOUR FRANCHISE REVENUE	20,000.00	0.00	0.00	20,000.00	0.00	0.00
85-00-4352	MERCHANDISE SALES	4,500.00	2.50	2.50	4,497.50	0.06	13.00
85-00-4500	TRANIST GRANTS	167,600.00	0.00	0.00	167,600.00	0.00	0.00
85-00-4900	SALE OF ASSETS	20,000.00	0.00	0.00	20,000.00	0.00	0.00
85-00-4991	MISCELLANEOUS REVENUE	7,200.00	1,075.07	1,075.07	6,124.93	14.93	325.00
Total Dept 00 - NON-DEPARTMENTAL		1,414,907.00	62,597.69	62,597.69	1,352,309.31	4.42	182,155.75
TOTAL REVENUES		1,414,907.00	62,597.69	62,597.69	1,352,309.31	4.42	182,155.75
Expenditures							
Dept 01 - TRANSIT ADMINISTRATION							
85-01-5000	SALARIES & WAGES	220,000.00	15,419.76	15,419.76	204,580.24	7.01	14,213.49
85-01-5005	SALARIES/WAGES-OVERTIME	9,000.00	22.52	22.52	8,977.48	0.25	0.00
85-01-5010	RETIREMENT CONTRIBUTION	11,500.00	652.28	652.28	10,847.72	5.67	607.27
85-01-5020	EMPLOYEE HEALTH INSURANCE & PROTECTION	35,000.00	2,266.88	2,266.88	32,733.12	6.48	2,060.28
85-01-5030	PAYROLL TAXES	23,000.00	1,154.97	1,154.97	21,845.03	5.02	1,061.07
85-01-5040	WORKERS' COMPENSATION INSURANCE	300.00	0.00	0.00	300.00	0.00	187.66
85-01-5301	SUPPLIES-OFFICE & OPERATING	15,000.00	2,246.11	2,246.11	12,753.89	14.97	2,072.75
85-01-5305	PRINTING EXPENSE	6,000.00	0.00	0.00	6,000.00	0.00	0.00
85-01-5310	POSTAGE	200.00	121.25	121.25	78.75	60.63	0.00
85-01-5425	ADVERTISING EXPENSE	3,000.00	0.00	0.00	3,000.00	0.00	50.00
85-01-5450	D & A TESTING PROGRAM	1,100.00	0.00	0.00	1,100.00	0.00	0.00
85-01-5500	LEGAL NOTICES	600.00	0.00	0.00	600.00	0.00	0.00
85-01-5530	TRAVEL/EDUCATION/DUES	1,600.00	0.00	0.00	1,600.00	0.00	0.00
85-01-5535	CONFERENCE AND TRAINING FEES	600.00	0.00	0.00	600.00	0.00	0.00
85-01-5536	ASSOCIATION DUES	700.00	0.00	0.00	700.00	0.00	0.00
85-01-5541	INSURANCE-PROPERTY	7,000.00	0.00	0.00	7,000.00	0.00	0.00
85-01-5542	INSURANCE-VEHICLE	38,000.00	0.00	0.00	38,000.00	0.00	0.00
85-01-5550	TELEPHONE	5,200.00	314.97	314.97	4,885.03	6.06	313.67
85-01-5560	UTILITIES	12,500.00	1,046.27	1,046.27	11,453.73	8.37	957.21
85-01-5572	PROFESSIONAL SERVICES-OTHER	2,700.00	54.69	54.69	2,645.31	2.03	54.69
Total Dept 01 - TRANSIT ADMINISTRATION		393,000.00	23,299.70	23,299.70	369,700.30	5.93	21,578.09
Dept 02 - TRANSIT OPERATIONS							
85-02-5000	SALARIES & WAGES	507,315.00	22,834.95	22,834.95	484,480.05	4.50	18,267.84

GL NUMBER	DESCRIPTION	2023 ORIGINAL BUDGET	YTD BALANCE 01/31/2023 NORM (ABNORM)	ACTIVITY FOR MONTH 01/31/23 INCR (DECR)	AVAILABLE BALANCE NORM (ABNORM)	% BDGT USED	YTD BALANCE 01/31/2022 NORM (ABNORM)
Fund 85 - TRANSIT FUND							
Expenditures							
85-02-5005	SALARIES/WAGES-OVERTIME	18,000.00	16.21	16.21	17,983.79	0.09	0.00
85-02-5010	RETIREMENT CONTRIBUTION	16,000.00	733.03	733.03	15,266.97	4.58	546.10
85-02-5020	EMPLOYEE HEALTH INSURANCE & PROTECTION	50,000.00	3,181.36	3,181.36	46,818.64	6.36	2,877.54
85-02-5030	PAYROLL TAXES	60,000.00	2,178.94	2,178.94	57,821.06	3.63	1,411.78
85-02-5040	WORKERS' COMPENSATION INSURANCE	8,500.00	0.00	0.00	8,500.00	0.00	5,570.00
85-02-5204	DISCOUNTS	13,000.00	12.00	12.00	12,988.00	0.09	0.00
85-02-5302	SUPPLIES-UNIFORMS	10,000.00	516.56	516.56	9,483.44	5.17	0.00
85-02-5305	SUPPLIES LOTS BUILDING RESTROOMS	14,000.00	1,106.58	1,106.58	12,893.42	7.90	222.20
85-02-5315	REFUNDS & ALLOWANCES	7,500.00	22.26	22.26	7,477.74	0.30	0.00
85-02-5510	MAINTENANCE-LOTS & BUILDINGS	16,000.00	1,887.83	1,887.83	14,112.17	11.80	1,302.90
85-02-5513	MAINTENANCE/SUPPLIES-VEHICLE	60,000.00	2,217.86	2,217.86	57,782.14	3.70	2,965.74
85-02-5514	MAINTENANCE LUBE/ANTIFREEZE	3,000.00	0.00	0.00	3,000.00	0.00	0.00
85-02-5515	MAINTENANCE-FUEL & OIL	65,000.00	3,423.49	3,423.49	61,576.51	5.27	764.30
85-02-5530	TRAVEL/EDUCATION/DUES	700.00	0.00	0.00	700.00	0.00	0.00
85-02-5535	CONFERENCE AND TRAINING FEES	9,200.00	668.88	668.88	8,531.12	7.27	561.26
85-02-5560	UTILITIES	24,000.00	1,677.94	1,677.94	22,322.06	6.99	1,150.13
Total Dept 02 - TRANSIT OPERATIONS		882,215.00	40,477.89	40,477.89	841,737.11	4.59	35,639.79
Dept 03 - TRANSIT OTHER							
85-03-5000	SALARIES & WAGES	17,000.00	0.00	0.00	17,000.00	0.00	106.88
85-03-5005	SALARIES/WAGES-OVERTIME	800.00	0.00	0.00	800.00	0.00	0.00
85-03-5010	RETIREMENT CONTRIBUTION	900.00	0.00	0.00	900.00	0.00	0.00
85-03-5020	EMPLOYEE HEALTH INSURANCE & PROTECTION	400.00	0.00	0.00	400.00	0.00	19.59
85-03-5030	PAYROLL TAXES	1,450.00	0.00	0.00	1,450.00	0.00	8.50
85-03-5040	WORKERS' COMPENSATION INSURANCE	300.00	0.00	0.00	300.00	0.00	91.25
85-03-5302	SUPPLIES TRAM	1,300.00	74.03	74.03	1,225.97	5.69	0.00
85-03-5305	PRINTING EXPENSE	1,000.00	0.00	0.00	1,000.00	0.00	0.00
85-03-5415	FRANCHISE EXPENSE	41,000.00	1.00	1.00	40,999.00	0.00	0.00
85-03-5425	ADVERTISING TRAM	500.00	0.00	0.00	500.00	0.00	0.00
85-03-5513	MAINTENANCE VEHICLE	6,000.00	0.00	0.00	6,000.00	0.00	20.40
85-03-5515	MAINTENANCE FUEL & OIL	4,000.00	0.00	0.00	4,000.00	0.00	0.00
85-03-5542	INSURANCE TRAM	2,000.00	0.00	0.00	2,000.00	0.00	0.00
Total Dept 03 - TRANSIT OTHER		76,650.00	75.03	75.03	76,574.97	0.10	246.62
Dept 04 - TRANSIT TRAM CAPITAL							
85-04-5800	CAPITAL EXPENDITURES	34,900.00	1,202.03	1,202.03	33,697.97	3.44	9,690.00
Total Dept 04 - TRANSIT TRAM CAPITAL		34,900.00	1,202.03	1,202.03	33,697.97	3.44	9,690.00
Dept 05 - TRANSIT ES CAPITAL							
85-05-5511	PREVENTIVE MAINT - BUILDING	18,000.00	0.00	0.00	18,000.00	0.00	0.00
85-05-5513	PREVENTIVE MAINT - VEHICLE	4,500.00	0.00	0.00	4,500.00	0.00	0.00
Total Dept 05 - TRANSIT ES CAPITAL		22,500.00	0.00	0.00	22,500.00	0.00	0.00
TOTAL EXPENDITURES		1,409,265.00	65,054.65	65,054.65	1,344,210.35	4.62	67,154.50
Fund 85 - TRANSIT FUND:							

GL NUMBER DESCRIPTION	2023 ORIGINAL BUDGET	YTD BALANCE 01/31/2023 NORM (ABNORM)	ACTIVITY FOR MONTH 01/31/23 INCR (DECR)	AVAILABLE BALANCE NORM (ABNORM)	% BDGT USED	YTD BALANCE 01/31/2022 NORM (ABNORM)
Fund 85 - TRANSIT FUND						
TOTAL REVENUES	1,414,907.00	62,597.69	62,597.69	1,352,309.31	4.42	182,155.75
TOTAL EXPENDITURES	1,409,265.00	65,054.65	65,054.65	1,344,210.35	4.62	67,154.50
NET OF REVENUES & EXPENDITURES	5,642.00	(2,456.96)	(2,456.96)	8,098.96	43.55	115,001.25
TOTAL REVENUES - ALL FUNDS	14,445,668.00	958,424.07	958,424.07	13,487,243.93	6.63	1,101,262.02
TOTAL EXPENDITURES - ALL FUNDS	14,042,498.00	884,119.68	884,119.68	13,158,378.32	6.30	647,875.99
NET OF REVENUES & EXPENDITURES	403,170.00	74,304.39	74,304.39	328,865.61	18.43	453,386.03

City of Eureka Springs

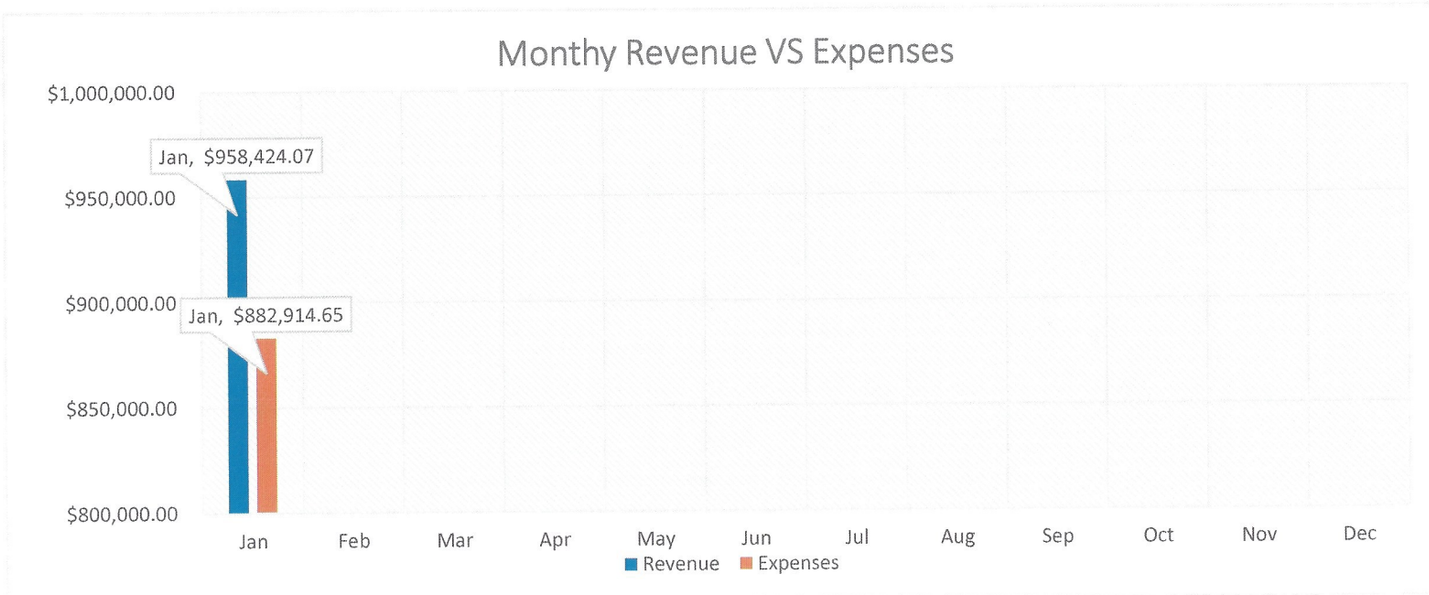

Month	Revenue	Expenses
Jan	$ 958,424.07	$ 882,914.65
Feb		
Mar		
Apr		
May		
Jun		
Jul		
Aug		
Sep		
Oct		
Nov		
Dec		

City of Eureka Springs

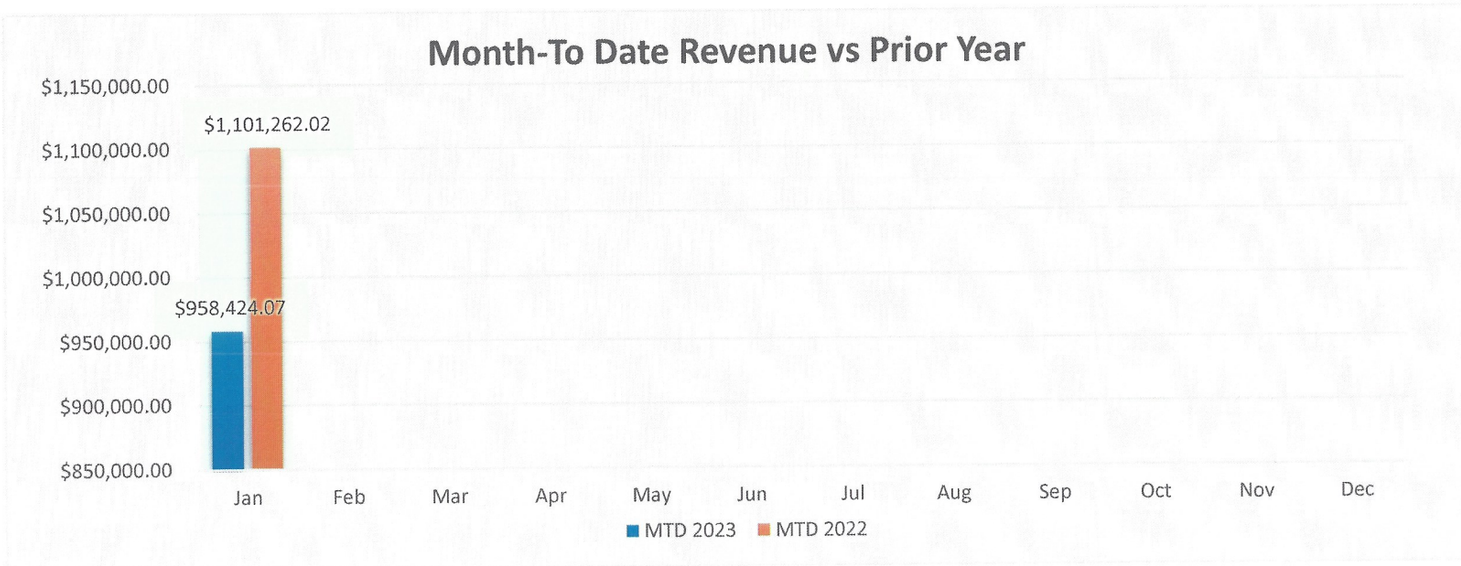

Month	MTD 2023	MTD 2022
Jan	$ 958,424.07	$ 1,101,262.02
Feb		
Mar		
Apr		
May		
Jun		
Jul		
Aug		
Sep		
Oct		
Nov		
Dec		
	* Monthly Totals	

Capital Expenditure 2023

Department	ITEM	2023 Budget	Cost	Acquisition Date	Notes
Fire					
	Ambulance Refurb	$ 175,000.00			
	Communications Project	$ 75,000.00			2nd half of radio upgrade
	Command Care Replacement	$ 45,000.00			
	Personal Protective Equip Replacement	$ 60,000.00			Replacement of non-NFPA compliant protective clothing
		$ 355,000.00	$ -		
Police					
	Radios P25 phase 2 Flash	$ 51,000.00			2nd half of radio upgrade
	Vehicle Replacement Schedule	$ 79,000.00			2 units state bid $39,498 each
	Purchase New Copy Machine	$ 7,400.00			
		$ 137,400.00	$ -		
Streets					
	New Snow Plow	$ 80,000.00	$ 56,250.00	1/27/2023	Purchase of Truck- not billed for modications yet
	Street Stripping Machine	$ 35,000.00			
	Work Trucks	$ 90,000.00			
		$ 205,000.00	$ 56,250.00		
Water & Sewer					
	Flushing Trailer	$ 65,000.00			
		$ 65,000.00	$ -		
Transit					
	3/4 Ton Extended Cab 4x4	$ 30,000.00			
	Office Printer	$ 1,100.00			
	ID card printer system	$ 3,800.00			
		$ 34,900.00	$ -		

Comparative Bank Balances Year and Month End

Account Name	Account Number	Year End Dec. - 2022	Month End Jan. 31, 2023	Month End Feb. 28, 2023	Month End Mar. 31, 2023	Month End Apr. 31, 2023	Month End May. 31, 2023	Month End Jun. 30, 2023	Month End Jul. 31, 2023	Month End Aug. 30, 2023	Month End Sep. 30, 2023	Month End Oct. 31, 2023	Month End Nov. 30, 2023
Admin of Justice	219667	$ 9,014	$ 1,439										
American Rescue Plan Rev	253294	$ 325,597	$ 325,597										
Black Bass Dam	229401	$ 280	$ 280										
Black Bass Dam Stabilization	255844	$ -	$ -										
Clearing	119115	$ 289,956	$ 196,160										
Court Automation Fund	219501	$ 11,737	$ 11,103										
Drug Enforcement	219675	$ 43,812	$ 46,008										
Fireman's Pension Fund	219683	$ 24,203	$ 16,081										
Franchise Fee Fund	219691	$ 1,028,830	$ 1,101,067										
General Fund	219493	$ 784,735	$ 692,150										
General Fund Capital	219709	$ 1,233,196	$ 1,235,878										
LOPFI	219592	$ 50,628	$ 50,030										
Payroll	238535	$ 61,887	$ 185,832										
Street	219519	$ 978,020	$ 904,704										
Transit Fund	219568	$ 780,078	$ 754,058										
Water & Sewer	219543	$ 140,673	$ 119,162										
Water Meter Deposit	219550	$ 133,549	$ 138,154										
Water Sewer I & I	232850	$ 987,702	$ 989,850										
WS O & M	219634	$ 4	$ 4										
WW Rehab	241729	$ 2,000	$ 2,000										
Checking Account Totals		**$ 6,551,290**	**$ 6,442,521**	**$ -**	**$ -**	**$ -**	**$ -**	**$ -**	**$ -**	**$ -**	**$ -**	**$ -**	**$ -**
General Fund - CD		$ 100,000	$ 100,000	$ 100,000	$ 100,000	$ 100,000	$ 100,000	$ 100,000	$ 100,000	$ 100,000	$ 100,000	$ 100,000	$ 100,000
General Fund - CD		$ 270,000	$ 270,000	$ 270,000	$ 270,000	$ 270,000	$ 270,000	$ 270,000	$ 270,000	$ 270,000	$ 270,000	$ 270,000	$ 270,000
General Fund Depreciation		$ 200,000	$ 200,000	$ 200,000	$ 200,000	$ 200,000	$ 200,000	$ 200,000	$ 200,000	$ 200,000	$ 200,000	$ 200,000	$ 200,000
Street Fund - CD		$ 100,000	$ 100,000	$ 100,000	$ 100,000	$ 100,000	$ 100,000	$ 100,000	$ 100,000	$ 100,000	$ 100,000	$ 100,000	$ 100,000
Water Meter - CD		$ 100,000	$ 100,000	$ 100,000	$ 100,000	$ 100,000	$ 100,000	$ 100,000	$ 100,000	$ 100,000	$ 100,000	$ 100,000	$ 100,000
Savings Account Totals		$ 770,000	$ 770,000	$ 770,000	$ 770,000	$ 770,000	$ 770,000	$ 770,000	$ 770,000	$ 770,000	$ 770,000	$ 770,000	$ 770,000
Overall Total		**$ 8,091,290**	**$ 7,982,521**	**$ 1,540,000**	**$ 1,540,000**	**$ 1,540,000**	**$ 1,540,000**	**$ 1,540,000**	**$ 1,540,000**	**$ 1,540,000**	**$ 1,540,000**	**$ 1,540,000**	**$ 1,540,000**

City of Eureka Springs

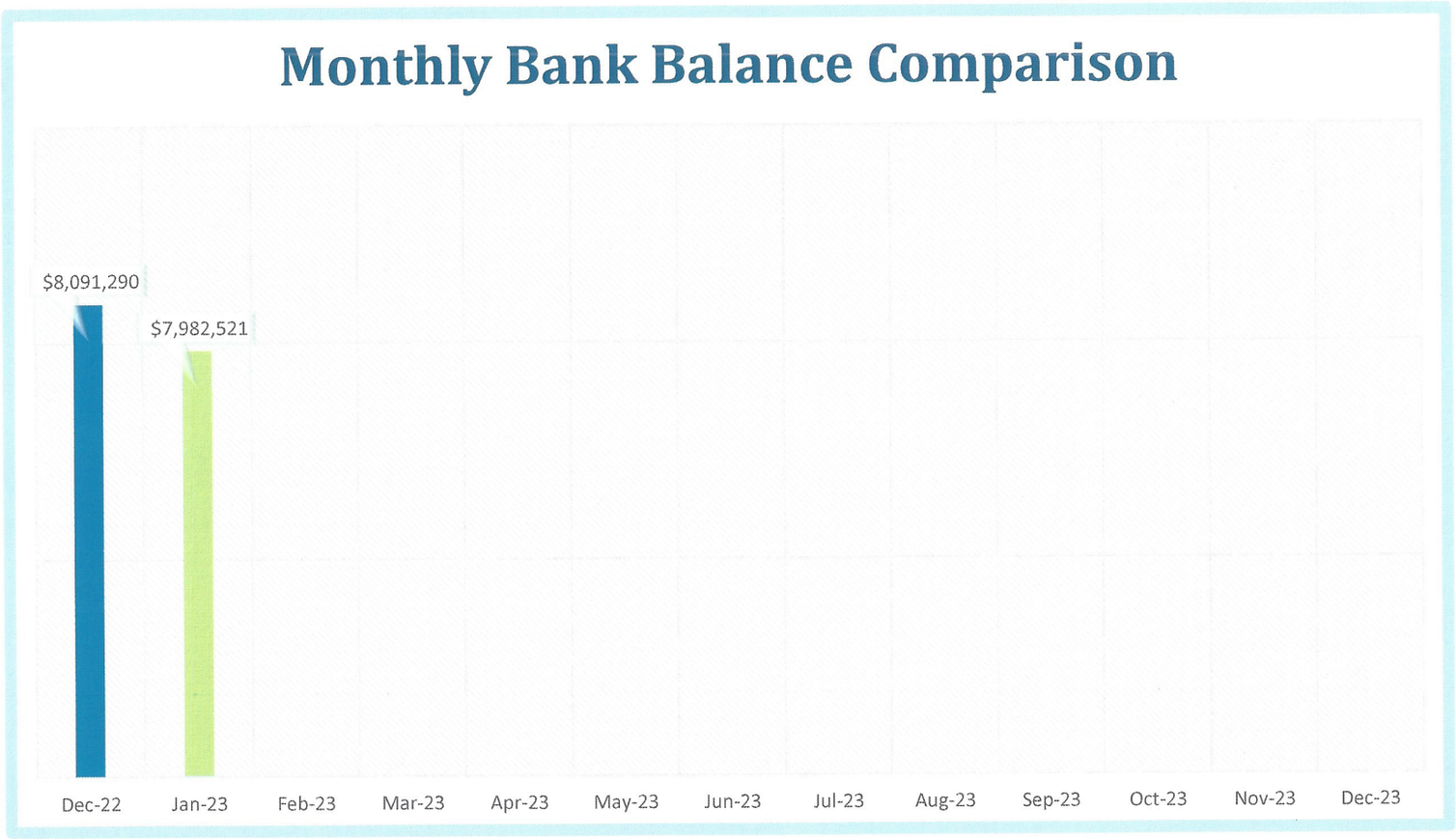

MONTHLY FINANCIAL SUMMARY- LONG TERM LIABILITIES: 1/31/2023

	Expressed/Housed	Originated	Original Amount	Pay Off Date	Next Payment Date	Next Payment Amount	Interest(I) Principal(P)
Sales & Use Tax Bond 2020	Prin & Int in Fund 40 Debt Ser	6/16/2020	$1,840,566.00	10/1/2027	4/1/2023	$10,582.10	I

Date	Principal	Interest	Total P&I	Current Principal Bal
4/1/2023		$10,582.10	$10,582.10	$1,290,500.00
10/1/2023	$278,825.00	$10,582.10	$289,407.10	$1,011,675.00
4/1/2024		$8,295.74	$8,295.74	$1,011,675.00
10/1/2024	$285,748.00	$8,295.74	$294,043.74	$725,927.00
4/1/2025		$5,952.60	$5,952.60	$725,927.00
10/1/2025	$286,954.00	$5,952.60	$292,906.60	$438,973.00
4/1/2026		$3,599.58	$3,599.58	$438,973.00
10/1/2026	$292,615.00	$3,599.58	$296,214.58	$146,358.00
4/1/2027		$1,200.14	$1,200.14	$146,358.00
10/1/2027	$146,358.00	$1,200.14	$147,558.14	$0.00

COES Sales And Use Tax Distribution

Collected by Merchants:	11/22
Remitted to State by Merchants:	12/22
Remitted to COES by State:	1/23

	Rate	Total Tax Amount	Sales Tax Distribution		
			COE Street Fund:	35%	$44,086.89
			COE General Fund:	65%	$81,875.64
ES Sales and Use Tax:	1.00%	$125,962.53			$125,962.53
			Bond Payment Res Acct:		$25,124.10
ES Sales and Use Tax:	1.00%	$125,962.53	COE General Fund:		$100,838.43
					$125,962.53
ES Sales and Use Tax:	0.250%	$31,490.63	Parks:		$31,490.63
ES Sales and Use Tax:	0.125%	$15,745.32	Parks:		$15,745.32
Total Taxes:		$299,161.01			299,161.01

Distributions	
COE General Fund	182,714.07
COE Streets	44,086.89
Parks	47,235.95
Bond Payment Res Acct	25,124.10
Total Distributions	299,161.01

Sales Tax Comparison

Month Received	2018	2019	2020	2021	2022	2023	Difference	% Change
JANUARY	$166,621.54	$176,551.90	$206,702.52	$198,701.78	$273,458.48	$251,925.06	-21,533.42	-10.84%
FEBRUARY	$155,012.28	$155,625.44	$174,912.26	$181,429.04	$227,141.16			0.00%
MARCH	$87,753.18	$117,147.02	$130,164.16	$164,677.14	$159,069.82			0.00%
APRIL	$119,355.52	$119,201.54	$143,286.66	$134,043.32	$182,668.22			0.00%
MAY	$180,820.22	$178,782.62	$146,048.24	$251,373.76	$256,392.14			0.00%
JUNE	$177,460.82	$178,520.86	$98,327.72	$250,018.00	$252,416.36			0.00%
JULY	$215,258.94	$220,842.98	$154,708.28	$277,972.06	$301,937.00			0.00%
AUGUST	$241,270.76	$214,692.48	$223,861.82	$321,372.06	$315,253.66			0.00%
SEPTEMBER	$228,737.06	$250,730.02	$247,316.82	$331,865.34	$315,887.64			0.00%
OCTOBER	$206,536.04	$226,238.60	$235,741.44	$275,696.56	$278,544.50			0.00%
NOVEMBER	$219,804.26	$234,142.90	$255,276.32	$284,084.24	$301,710.42			0.00%
DECEMBER	$245,637.94	$244,486.74	$279,339.90	$314,384.58	$351,754.16			0.00%
TOTALS	$2,244,268.56	$2,316,963.10	$2,295,686.14	$2,985,617.88	$3,216,233.56	$251,925.06	-$21,533.42	
Same periods	$2,144,099.48	$2,244,268.56	$2,316,963.10	$2,295,686.14	$2,985,617.88	$273,458.48		
	5.71%	**3.24%**	**-0.92%**	**30.05%**	**7.72%**	**-7.87%**		

***PARKS SALES TAX REVENUE NOT INCLUDED FOR COMPARISON PURPOSES**

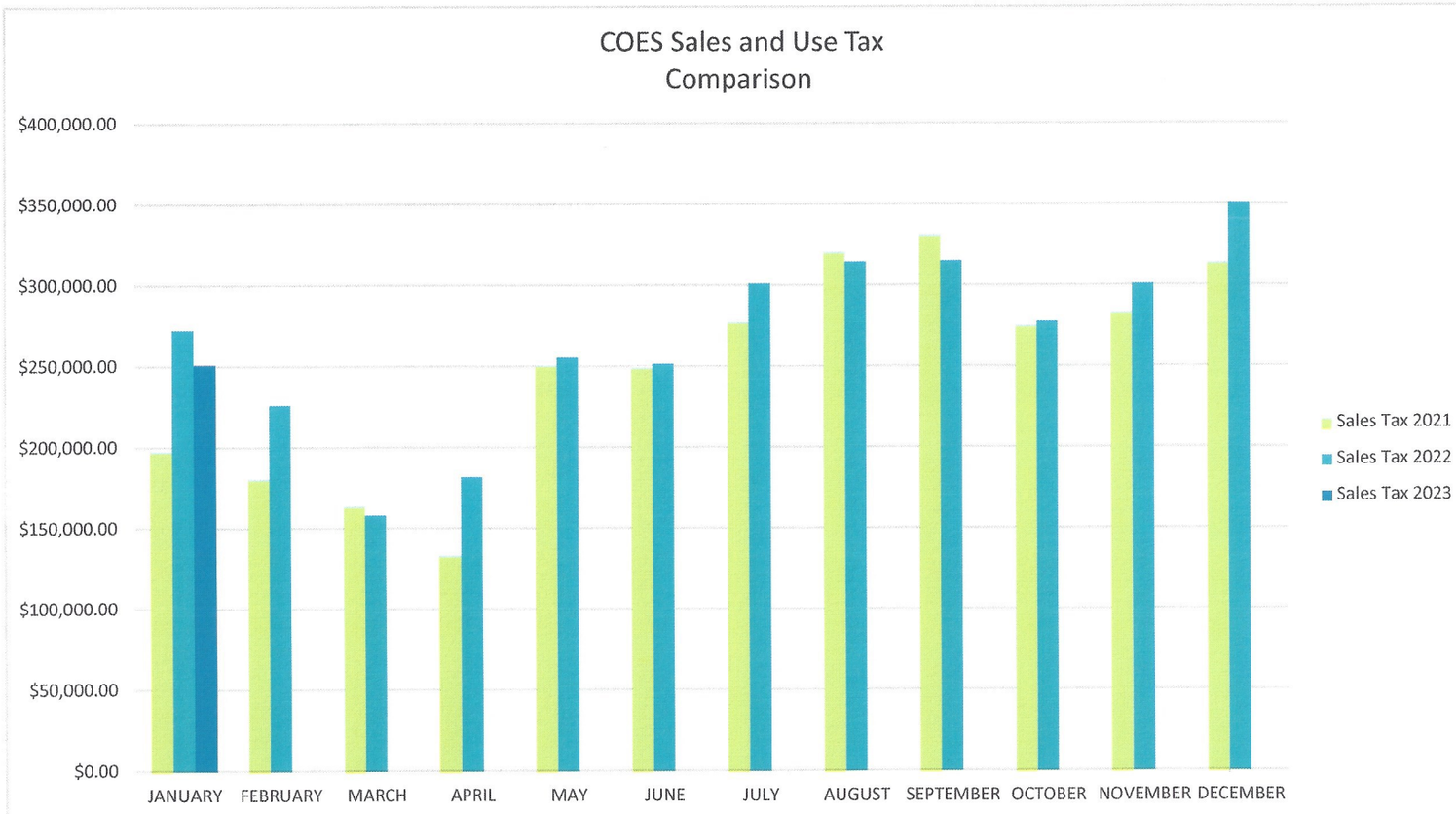
COES Sales and Use Tax Comparison
$400,000.00
$350,000.00
$300,000.00
$250,000.00
$200,000.00
$150,000.00
$100,000.00
$50,000.00
$0.00
JANUARY
FEBRUARY
MARCH
APRIL
MAY
JUNE
JULY
AUGUST
SEPTEMBER
OCTOBER
NOVEMBER
DECEMBER
Sales Tax 2021
Sales Tax 2022
Sales Tax 2023